



**Sponsored
Programs
Activity Report**

2016-2017



Table of Contents

<u>Overall Summary and Highlights</u>	Page 1
<u>Submission Trend Data: 2014-2017</u>	Page 2
<u>Award Trend Data: 2014-2017</u>	Page 3
<u>Total Dollar Value of Awards by Sponsor, 2016-2017</u>	Page 4
<u>Total Dollar Value of Awards by Type, 2016-2017</u>	Page 5
<u>Total Dollar Value of Awards by Category, 2016-2017</u>	Page 6
<u>Submission Breakdown by Office, 2016-2017</u>	Page 7
<u>Two Year Trend Data, 2016-2017</u>	Page 8
<u>ASU Funding Rate, 2016-2017</u>	Page 9
<u>ASU Ten (10) Funding Trend, 2007-2017</u>	Page 10
<u>Awards Breakdown by Units, 2016-2017</u>	Page 11
<u>Awards Breakdown by Units & Departments, 2016-2017</u>	Page 13
<u>Submissions Breakdown by Units, 2016-2017</u>	Page 15
<u>Submissions Breakdown by Units & Departments, 2016-2017</u>	Page 16
<u>Awards Breakdown by Principal Investigators, & Units 2016-2017</u>	Page 17
<u>Submissions Breakdown by Principal Investigators, & Units 2016-2017</u>	Page 21
<u>ORSP Funding Development Activities, 2016-2017</u>	Page 30



Sponsored Funding: Overall Summary and Highlights, 2016-2017

This report covers FY 2017, the period from July 1, 2016 to June 30, 2017. It documents the sponsored programs activity by the institution with sections that highlights activity by units, departments and principal investigators. Graphs and tables are included to show funding and submission trends as well as a breakdown on sources and types of funding and funded activities.

GRANTS AND CONTRACTS SUBMISSIONS

Albany State University submitted 52 proposals, with a total funding request of \$ \$22,528,602 in FY2017. This compares with 63 proposals and \$25,563,890 submitted in FY 2016. These proposals involved 51 faculty and staff, in roles of Principal Investigator or Co-Principal Investigator.

GRANTS AND CONTRACTS AWARDS

Albany State University received a total of 30 grants and contracts awards in the amount of \$7,919,712 during the FY 2017, an increase of 55%. This compares with 33 awards and \$5,118,081 for FY 2016. Thirty three (33) faculty and staff were involved as Principal investigators or Co-Principal investigators, of which twelve (12) were first time recipients or had not received funding within the past 5 years.

Funding Sources: Of the sponsored funding received, 58% was from federal agencies, 23% was from state, and the remaining 19% was from other sources including private foundations and corporations.

Funding Mechanisms: Funding was primarily grants, 98%, with 2% contracts, and 0% cooperative agreements.

Funded Categories: Of the funding received, 1% was for capacity building, 24% for research, 4% for workforce development (training grants/awards that provide scholarships, tuition, and/or stipends), 39% was for education (curriculum/instruction), and 32% focused on community engagement/service projects.

Indirect Funds: Of the funding received, a total of \$976,945 in indirect funds was awarded to the institution during FY 2017.

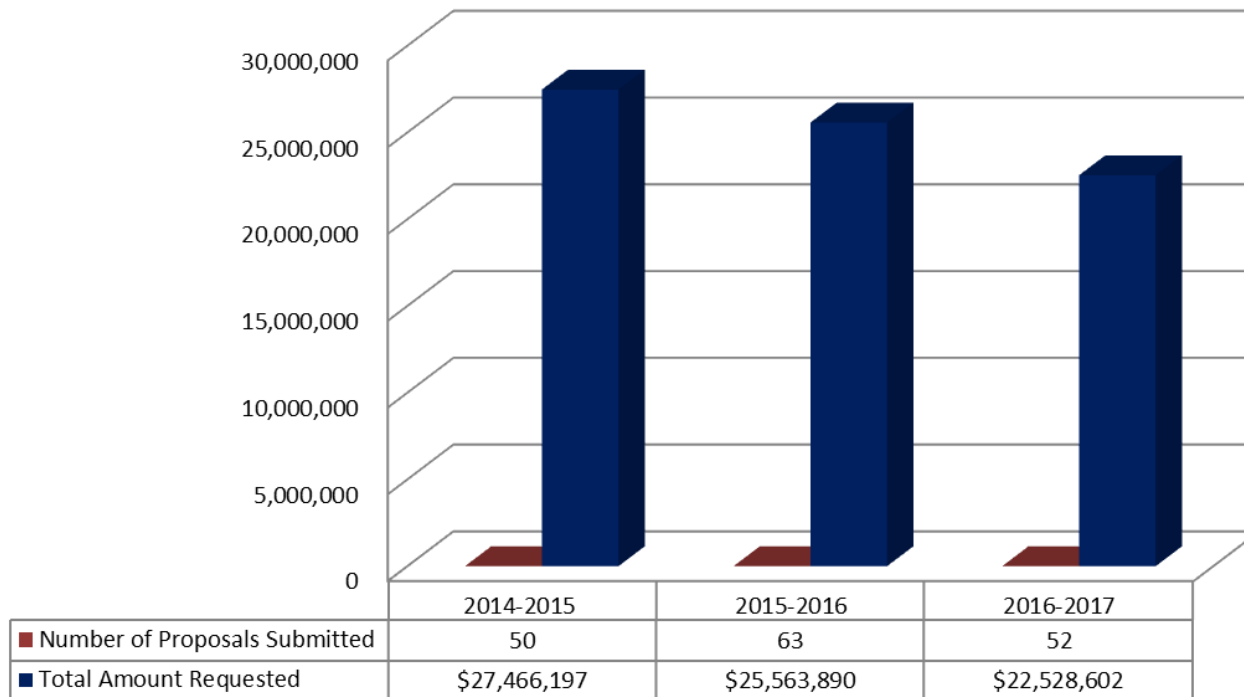
TITLE III FUNDING

Albany State University received a total of \$4,764,420 in Title III Funding.



Submission Trend Data, 2014-2017

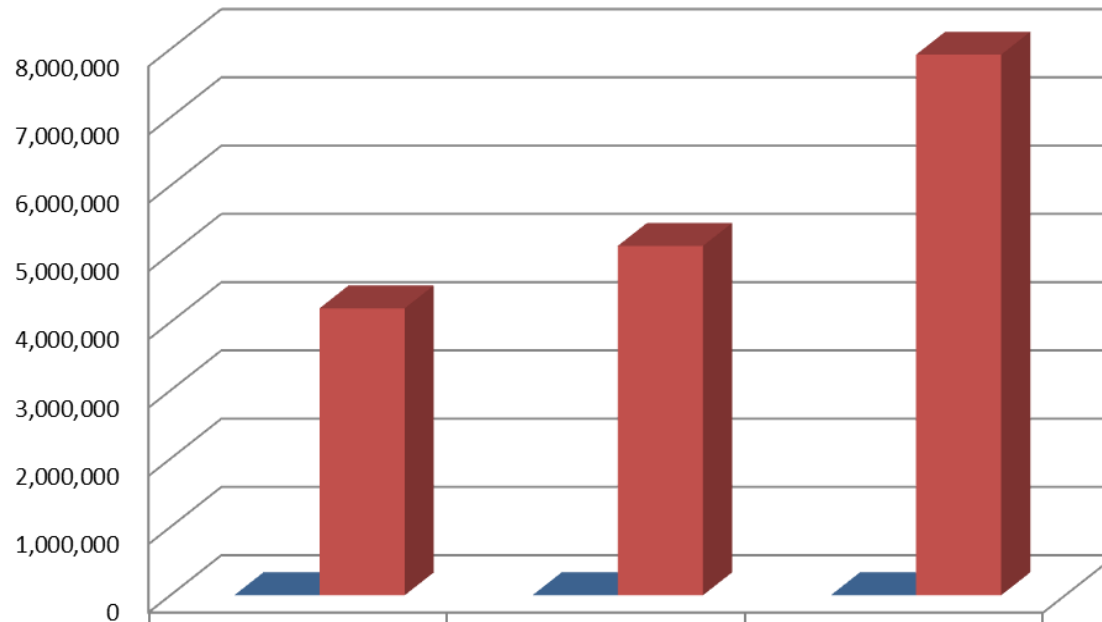
Grants and Contracts: Submissions 2014-2017





Award Trend Data, 2014-2017

Grants and Contracts: Awards 2014-2017



■ Number of Awards Funded	46	33	30
■ Total Amount Funded	\$4,204,177	\$5,118,081	\$7,919,712

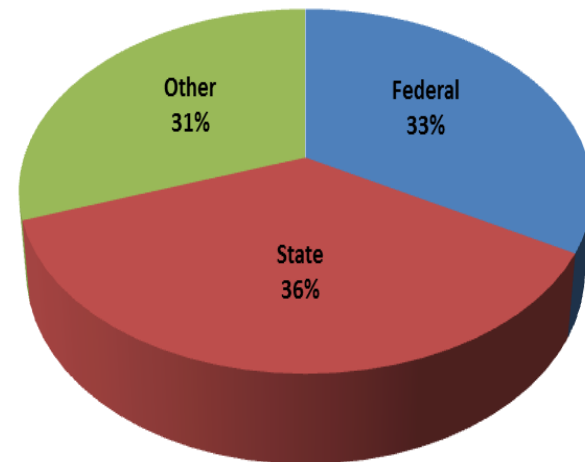


Grants and Contracts: Awards by Sponsor: 2016-2017

**FY 2017: Awards by Sponsor
(Federal, State, Other)**



**Percentage of Funding by Sponsor,
2016-2017**

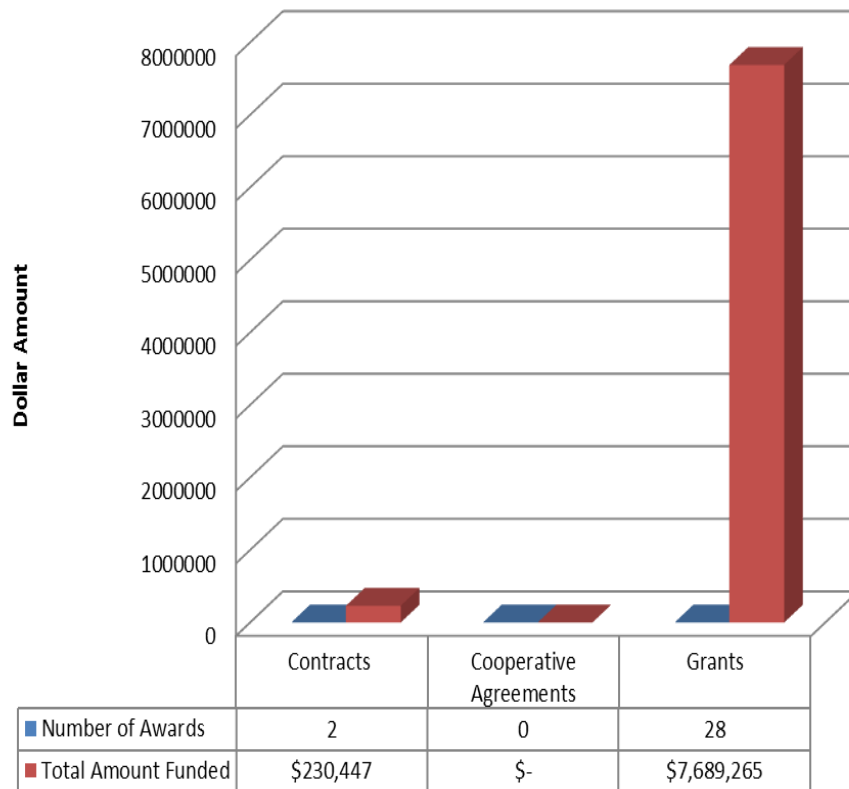


*Other: Foundations, Private Organizations, etc.

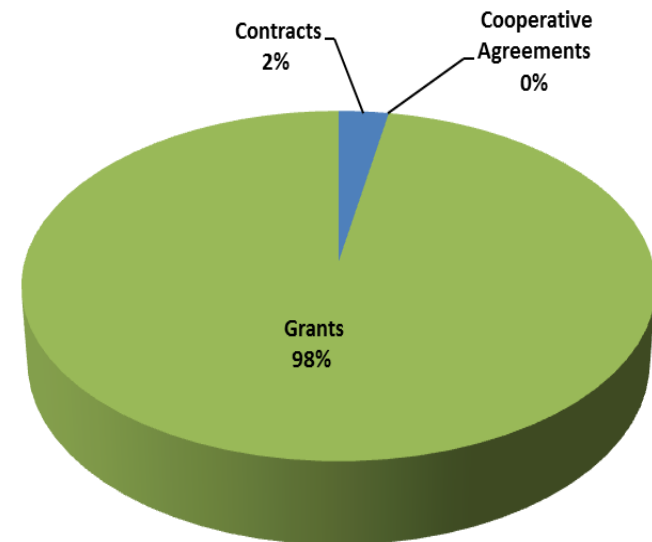


Grants and Contracts: Awards by Type: 2016-2017

**FY 2017: Awards by Type
(Contract, Cooperative Agreement, Grant)**



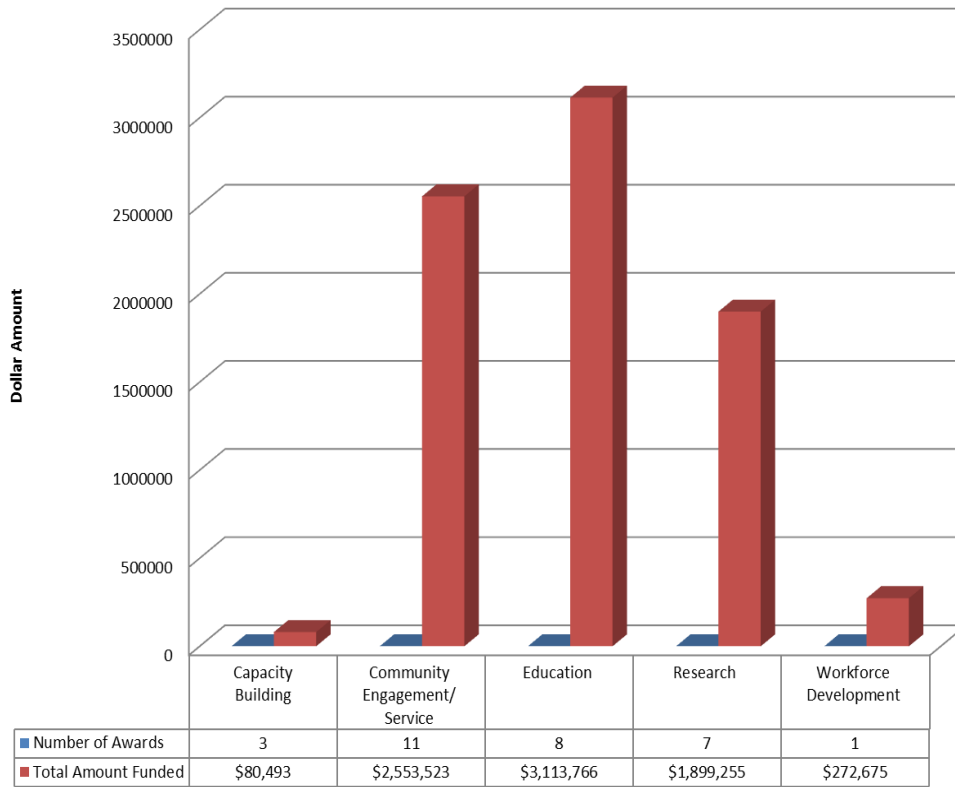
**Percentage of Funding by Type,
2016-2017**



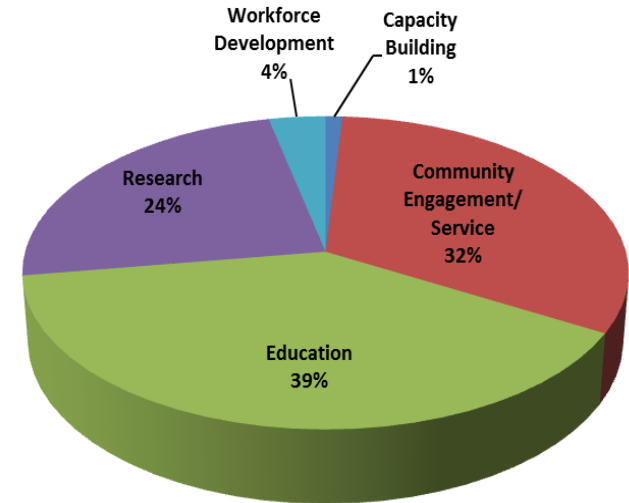


Grants and Contracts: Awards by Category: 2016-2017

FY 2017: Awards by Category
 (Capacity Building, Community Engagement/Service, Education, Research, Workforce Development)



Percentage of Funding by Category, 2016-2017





Submission Support by Office: 2016-2017

Submitted by	Number	Total Funded Direct	Total Funded Indirect	Total Funded Amount
Foundation	6	\$ 52,500	\$ -	\$ 52,500
ORSP	42	\$ 17,400,954	\$ 2,668,164	\$ 20,069,118
Other	4	\$ 2,041,758	\$ 365,226	\$ 2,406,984
Totals - As of 6/30/2017	51	\$ 19,495,213	\$ 3,033,389	\$ 22,528,602



Two Year Trend Data: 2015-2017

Award Trend Data

Academic Year	Number of Awards	% Change Number of Awards	Direct Funds	Indirect Funds	Total Funds	% Change Total Funding
2015-2016	33		\$ 4,760,022	\$ 358,059	\$ 5,118,081	
2016-2017	30	-10%	\$ 6,942,766	\$ 976,945	\$ 7,919,712	55%

Submission Trend Data

Academic Year	Number of Submissions	% Change Number of Submissions	Direct Funds	Indirect Funds	Total Funds	% Change Total Submissions
2015-2016	63		\$ 23,495,567	\$ 2,068,323	\$ 25,563,890	
2016-2017	52	-17%	\$ 19,495,213	\$ 3,033,389	\$ 22,528,602	-12%



ASU Funding Rate: 2016-2017

ASU Funding Rate

Year	Number of Submissions	Number of Funded	Success Rate
2016-2017	52	18	35%

National Funding Rate

Year	Agency	Number of Submissions	Number Funded	Success Rate
2014	National Institutes of Health	51,073	9,241	18%
2014	National Science Foundation	48,051	10,958	23%

References

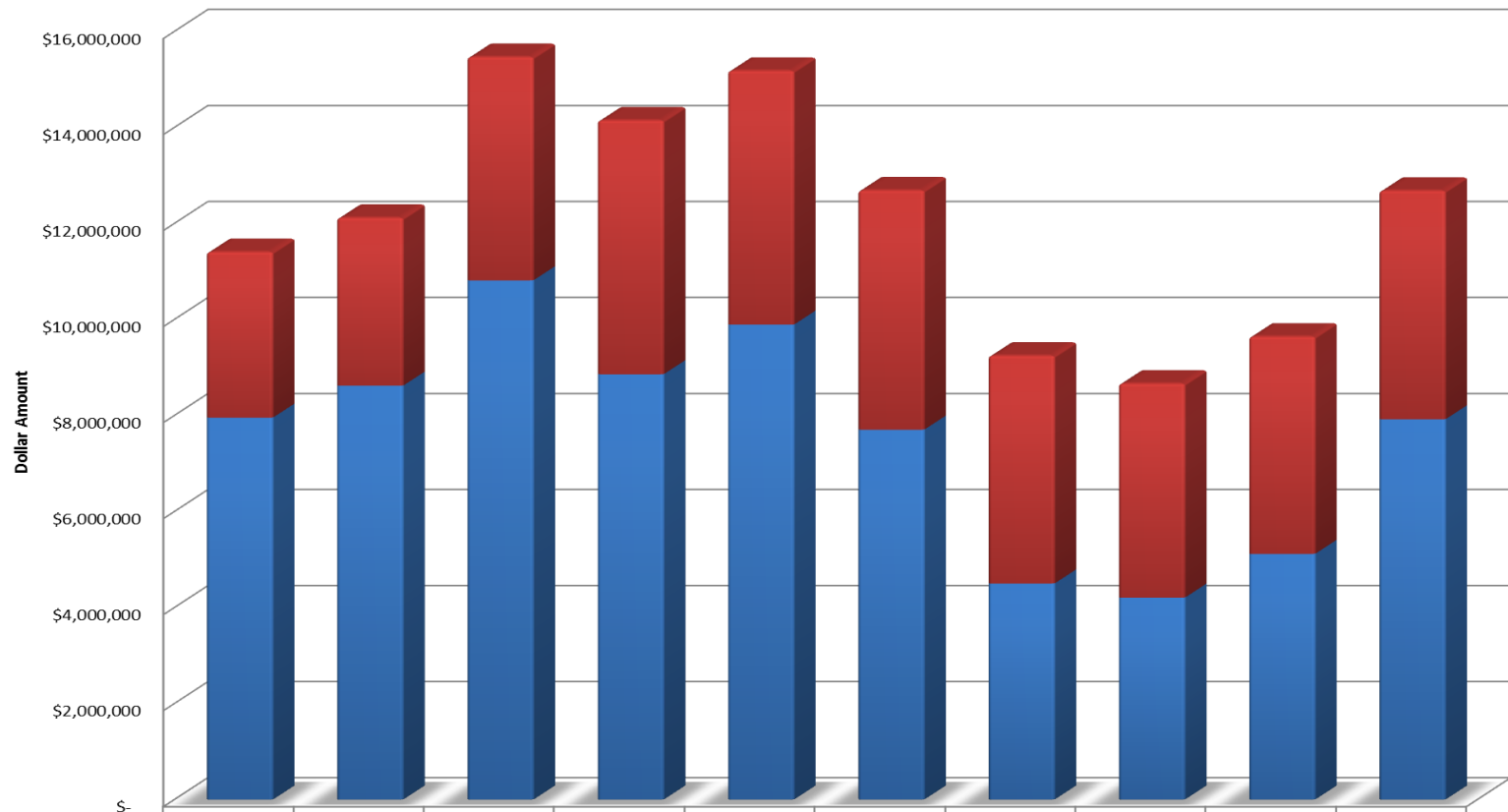
National Institute of Health. (2015, June 29). *What are the Chances of Getting Funded?* Retrieved from Extramural Nexus: <https://nexus.od.nih.gov/all/2015/06/29/what-are-the-chances-of-getting-funded/>

National Science Foundation. (2015). *Report to the National Science Board on the National Science Foundation's Merit Review Process Fiscal Year 2014*. Washington DC: National Science Foundation.



ASU 10 Year Funding Trend, 2007-2017

ASU 10 Year Funding Trend, 2007-2017



■ Title III	\$3,454,282	\$3,499,843	\$4,654,210	\$5,289,692	\$5,289,692	\$4,986,511	\$4,747,459	\$4,462,509	\$4,527,298	\$4,764,420
■ Grants and Contracts	\$7,954,162	\$8,620,629	\$10,815,035	\$8,859,200	\$9,892,045	\$7,704,490	\$4,500,253	\$4,204,177	\$5,118,081	\$7,919,712



Awards

Breakdown by Unit, 2016-2017

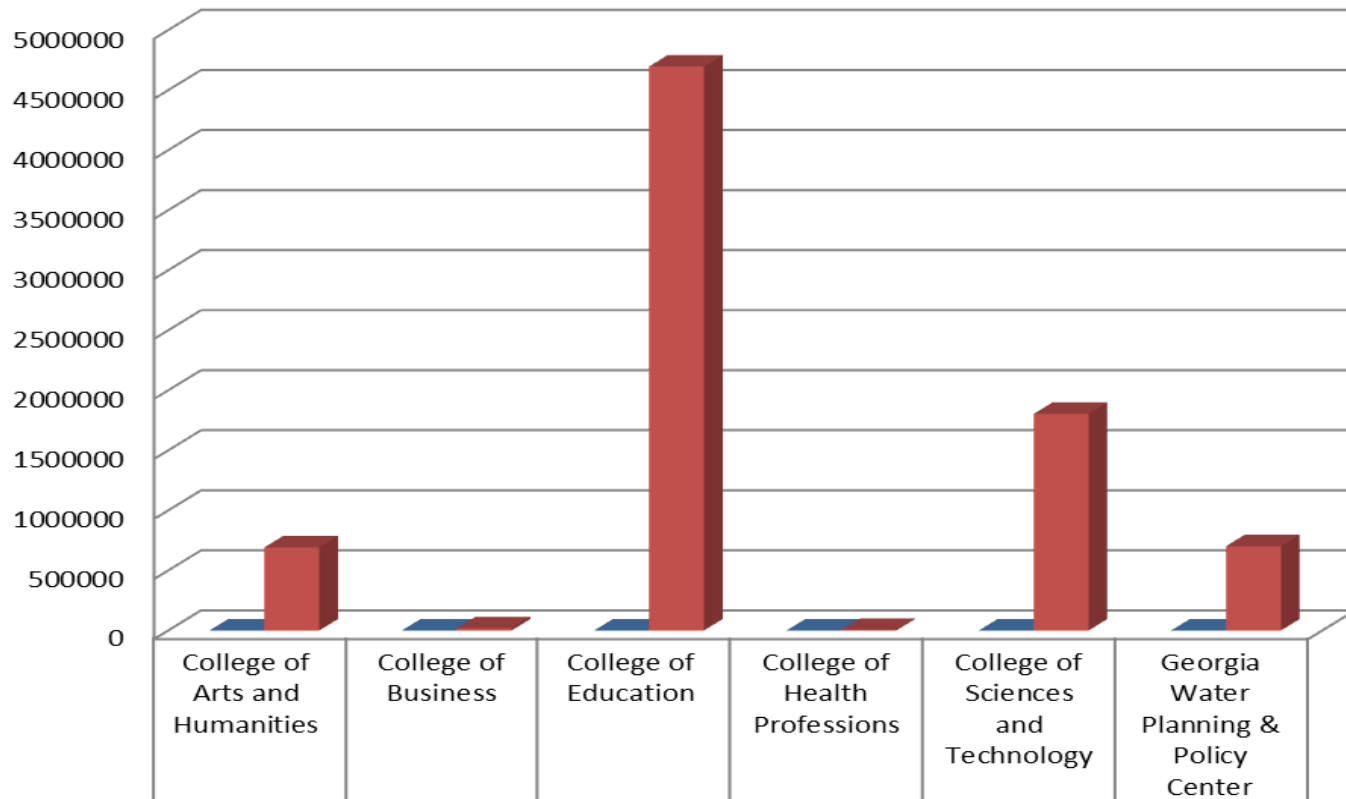
Unit	Number of Awards	Total Funded Direct	Total Funded Indirect	Total Funded Amount
College of Arts and Humanities	7	\$ 670,130	\$ 22,246	\$ 692,376
College of Business	3	\$ 18,500	\$ -	\$ 18,500
College of Education	4	\$ 4,196,123	\$ 500,967	\$ 4,697,090
College of Health Professions	2	\$ 5,500	\$ -	\$ 5,500
College of Sciences and Technology	12	\$ 1,366,253	\$ 437,769	\$ 1,804,022
Georgia Water Planning & Policy Center	2	\$ 686,260	\$ 15,964	\$ 702,224
Totals - As of 6/30/2017	30	\$ 6,942,766	\$ 976,945	\$ 7,919,712



Awards

Breakdown by Unit, 2016-2017, Cont.

Awards by Units, 2016-2017



■ Number of Awards	7	3	4	2	12	2
■ Total Amount Funded	\$692,376	\$18,500	\$4,697,090	\$5,500	\$1,804,022	\$702,224



Awards

Breakdown by Units and Departments, 2016-2017

Unit	Department(s)	Number of Awards	Total Funded Direct	Total Funded Indirect	Total Funded Amount
College of Arts and Humanities	Criminal Justice	3	\$ 285,475	\$ 18,617	\$ 304,092
College of Arts and Humanities	History, Political Science and Public Administration	2	\$ 101,980	\$ 3,629	\$ 105,609
College of Arts and Humanities	Mass Communications	1	\$ 10,000	\$ -	\$ 10,000
College of Arts and Humanities	Social Work	1	\$ 272,675	\$ -	\$ 272,675
College of Business	Accounting, Business Information Systems	1	\$ 8,000	\$ -	\$ 8,000
College of Business	Business Administration	2	\$ 10,500	\$ -	\$ 10,500
College of Education	Child Care Resources and Referral Agency	1	\$ 1,826,129	\$ 365,226	\$ 2,191,355
College of Education	Counseling and Education Leadership	1	\$ 2,237,858	\$ 122,893	\$ 2,360,751
College of Education	Early Learning Center	1	\$ 69,991	\$ -	\$ 69,991
College of Education	Teacher Education	1	\$ 62,145	\$ 12,848	\$ 74,993
College of Health Professions	Allied Health	1	\$ 2,500	\$ -	\$ 2,500
College of Health Professions	Nursing	1	\$ 3,000	\$ -	\$ 3,000
College of Sciences and Technology	Biological Sciences	2	\$ 507,032	\$ 178,524	\$ 685,556
College of Sciences and Technology	Chemistry and Forensic Science	8	\$ 488,334	\$ 138,694	\$ 627,028
College of Sciences and Technology	Mathematics and Computer Sciences	2	\$ 370,887	\$ 120,551	\$ 491,438
Georgia Water Planning & Policy Center	Georgia Water Planning & Policy Center	2	\$ 686,260	\$ 15,964	\$ 702,224
Totals - As of 6/30/2017		30	\$ 6,942,766	\$ 976,945	\$ 7,919,712



Submissions

Breakdown by Unit, 2016-2017

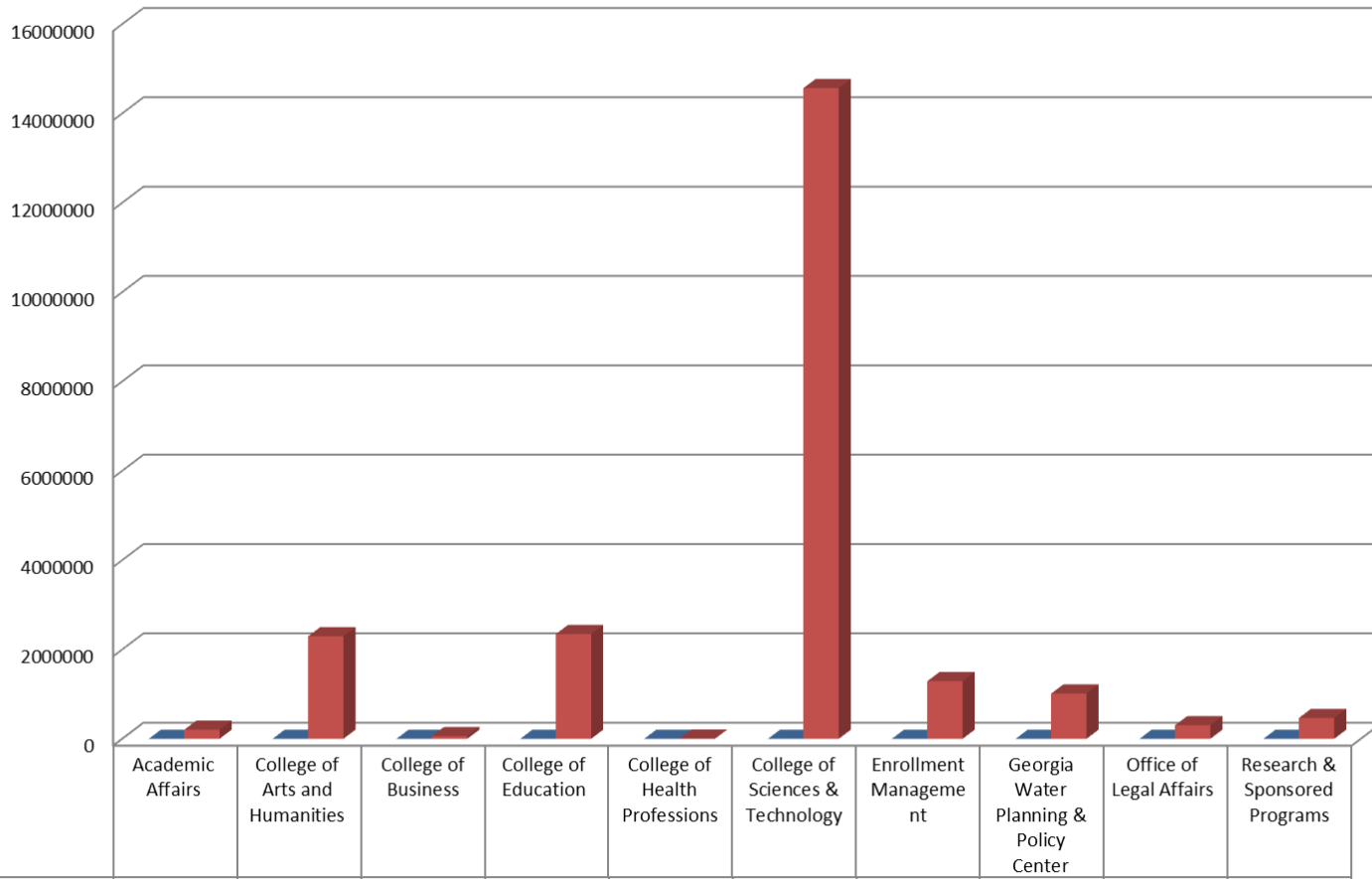
Unit	Number of Submissions	Total Requested Direct	Total Requested Indirect	Total Requested Amount
Academic Affairs	2	\$ 185,871	\$ 14,070	\$ 199,941
College of Arts and Humanities	10	\$ 2,091,792	\$ 201,234	\$ 2,293,026
College of Business	5	\$ 60,500	\$ -	\$ 60,500
College of Education	5	\$ 1,956,652	\$ 385,591	\$ 2,342,243
College of Health Professions	2	\$ 5,500	\$ -	\$ 5,500
College of Sciences and Technology	22	\$ 12,329,251	\$ 2,236,769	\$ 14,566,020
Enrollment Management	1	\$ 1,210,525	\$ 76,840	\$ 1,287,365
Georgia Water Planning & Policy Center	3	\$ 952,833	\$ 57,249	\$ 1,010,082
Office of Legal Affairs	1	\$ 272,702	\$ 27,270	\$ 299,972
Research and Sponsored Programs	1	\$ 429,587	\$ 34,367	\$ 463,954
Totals - As of 6/30/2017	52	\$ 19,495,213	\$ 3,033,389	\$ 22,528,602



Submissions

Breakdown by Unit, 2016-2017, Cont.

Submissions by Units, 2016-2017



■ Number of Submissions	2	10	5	5	2	22	1	3	1	1
■ Total Amount Requested	\$199,941	\$2,293,026	\$60,500	\$2,342,243	\$5,500	\$14,566,020	\$1,287,365	\$1,010,082	\$299,972	\$463,954



Submissions

Breakdown by Units and Departments, 2016-2017

Unit	Department(s)	Number of Submissions	Total Requested Direct	Total Requested Indirect	Total Requested Amount
Academic Affairs	Global Programs	2	\$ 185,871	\$ 14,070	\$ 199,941
College of Arts and Humanities	Criminal Justice	5	\$ 1,689,547	\$ 183,870	\$ 1,873,417
College of Arts and Humanities	Fine Arts	1	\$ 91,707	\$ 8,273	\$ 99,980
College of Arts and Humanities	History, Political Science and Public Administration	2	\$ 95,409	\$ 9,091	\$ 104,500
College of Arts and Humanities	Mass Communications	1	\$ 10,000	\$ -	\$ 10,000
College of Arts and Humanities	Social Work	1	\$ 205,129	\$ -	\$ 205,129
College of Business	Business Administration	3	\$ 20,500	\$ -	\$ 20,500
College of Business	Accounting, Business Information Systems and Management	2	\$ 40,000	\$ -	\$ 40,000
College of Education	Child Care Resources and Referral Agency	1	\$ 1,826,129	\$ 365,226	\$ 2,191,355
College of Education	Teacher Education	4	\$ 130,523	\$ 20,365	\$ 150,888
College of Health Professions	Allied Health	1	\$ 2,500	\$ -	\$ 2,500
College of Health Professions	Nursing	1	\$ 3,000	\$ -	\$ 3,000
College of Sciences and Technology	Biological Sciences	4	\$ 2,003,717	\$ 298,646	\$ 2,302,363
College of Sciences and Technology	Chemistry and Forensic Science	11	\$ 7,293,710	\$ 1,444,572	\$ 8,738,282
College of Sciences and Technology	Mathematics and Computer Sciences	7	\$ 3,031,824	\$ 493,551	\$ 3,525,375
Enrollment Management	Veterans/Adult Education	1	\$ 1,210,525	\$ 76,840	\$ 1,287,365
Georgia Water Planning & Policy Center	Georgia Water Planning & Policy Center	3	\$ 952,833	\$ 57,249	\$ 1,010,082
Office of Legal Affairs	Title IX Office	1	\$ 272,702	\$ 27,270	\$ 299,972
Research and Sponsored Programs	Research and Sponsored Programs	1	\$ 429,587	\$ 34,367	\$ 463,954
Totals - As of 6/30/2017		52	\$ 19,495,213	\$ 3,033,389	\$ 22,528,602



Awards

Breakdown by Principal Investigators and Units, 2016-2017

College of Arts and Humanities

PI Last Name	PI First Name	Official Co PI/ Key Personnel	Department(s)	Project Title	Program Title	Funding Agency	Total Direct Amount	Total Indirect Amount	Total Award Amount
Nowak	Barbara	Swain, Jamie	Social Work	Title EIV Grant	Title E IV Grant	State of Georgia	\$ 272,675	\$ -	\$ 272,675
Ochie	Charles		Criminal Justice	Summer Transportation Institute	Walmart Community Grant	Walmart	\$ 1,500	\$ -	\$ 1,500
Ochie	Charles		Criminal Justice	Summer Transportation Institute	Summer Transportation Institute	Georgia Department of Transportation	\$ 47,500	\$ -	\$ 47,500
Sweet-Holp	Timothy		History, Political Sciences, and Public Administration	Strength From Adversity: A Reading, Discussion, and Mentorship Program	Humanities Initiatives at HBCUs	National Endowment for the Humanities	\$ 97,580	\$ 3,629.00	\$ 101,209
Sweet-Holp	Timothy		History, Political Sciences, and Public Administration	Music of the Movement: A Modern Approach	MLK Day of Service Mini Grant	Tennessee State University	\$ 4,400	\$ -	\$ 4,400
Thomas	George	Handwerk, Sandy; George, Rani	Criminal Justice	Albany State University Project STOP	Minority Serving Institutions Partnerships with Community-Based Organizations (MSI CBO)	Substance Abuse and Mental Health Services Administration (SAMHSA)	\$ 236,475	\$ 18,617	\$ 255,092
Zhou*	Jianchuan		Mass Communications	The GSJ Project	U.S. Higher Education Grant	Proctor and Gamble	\$ 10,000	\$ -	\$ 10,000
Totals							\$ 670,130	\$ 22,246	\$ 692,376

College of Business

PI Last Name	PI First Name	Official Co PI/ Key Personnel	Department(s)	Project Title	Program Title	Funding Agency	Total Direct Amount	Total Indirect Amount	Total Award Amount
Bennett	Cynthia		Business Administration	Black Youth Entrepreneurship Summer Program	Black Youth Entrepreneurship Summer Program	University of GA	\$ 8,500	\$ -	\$ 8,500
Bennett	Cynthia		Business Administration	Black Youth Entrepreneurship Summer Program	Black Youth Entrepreneurship Summer Program	Georgia Council on Economic Education	\$ 2,000	\$ -	\$ 2,000
Monds	Kathaleena		Accounting, Business Information Systems and Marketing	Entrepreneurship and Innovation Curriculum Redesign and Launch	Faculty Grants	VentureWell Foundation	\$ 8,000	0	\$ 8,000
Totals							\$ 18,500	\$ -	\$ 18,500



Awards

Breakdown by Principal Investigators and Units, 2016-2017, cont.

College of Education

PI Last Name	PI First Name	Official Co PI/ Key Personnel	Department(s)	Project Title	Program Title	Funding Agency	Total Direct Amount	Total Indirect Amount	Total Award Amount
Bembry*	Deborah	Carthon, Janis*	Counseling and Ed Leadership	University Principal Preparation Initiative	Wallace's University Principal Preparation Initiative	The Wallace Foundation	\$ 2,237,858	\$ 122,893	\$ 2,360,751
Kimbrel-Miller	Soraya		Child Care Resources and Referral Agency	Child Care Resources and Referral Agency	Bright from the Start	Georgia Department of Early Care and Learning	\$ 1,826,129	\$ 365,226	\$ 2,191,355
Lincey	Angelyn		Early Learning Center	Bright form the State Program	Bright form the State Program	GA Department of Early Care and Learning	\$ 69,991	\$ -	\$ 69,991
Medlin*	Dorene	Foreman, Richard	Teacher Education/ Biological Sciences	Linking Theory to Practice: Developing a School-University Partnership to Supply STEM Teachers in High-Needs Schools	Robert Noyce Teacher Scholarship Program	National Science Foundation	\$ 62,145	\$ 12,848	\$ 74,993
Totals							\$ 4,196,123	\$ 500,967	\$ 4,697,090

College of Health Professions

PI Last Name	PI First Name	Official Co PI/ Key Personnel	Department(s)	Project Title	Program Title	Funding Agency	Total Direct Amount	Total Indirect Amount	Total Award Amount
Childs*	Donyale		Nursing	Campus Keepers: Campus Awareness of Mental Health and Substance Abuse	Behavioral Health Capacity Expansion Grant	Morehouse School of Medicine	\$ 3,000	\$ -	\$ 3,000
Winbush*	Taiquanda		Allied Health	Revealing the Hidden Gem: A Promotion of Histotechnology in Southwest Georgia	ASCP Laboratory Program Development Grant 2017	American Society for Clinical Pathology	\$ 2,500	\$ -	\$ 2,500
Totals							\$ 5,500	\$ -	\$ 5,500



Awards

Breakdown by Principal Investigators and Units, 2016-2017, cont.

College of Sciences and Technology

PI Last Name	PI First Name	Official Co PI/ Key Personnel	Department(s)	Project Title	Program Title	Funding Agency	Total Direct Amount	Total Indirect Amount	Total Award Amount
Lee*	Yong	Okafor, Uzoma*; Oommen, Zachariah*	Biological Sciences	Surveying the Total Microbiome as Trace Evidence for Forensic Identification	Research and Development in Forensic Science for Criminal Justice Purposes	US Department of Justice	\$ 462,103	\$ 175,632	\$ 637,735
Ojemakinde	Abiodun	Roosta, Seyed; KC Chan	Mathematics and Computer Science	Implementation Project: From Learning Community to Teaching Community - A Grass Roots Approach to STEM Undergraduate Teaching and Learning	HBCU-UP Implementation	National Science Foundation	\$ 350,887	\$ 120,551	\$ 471,438
Okediji*	Olatunde	Medlin, Dorene*; Mason, Richard*; Captain Planet	Biological Sciences	STEM Outdoors: a Pathway thru the new Georgia Standards of Excellence in Science	Teacher Quality Program	Georgia State Department of Education's ESEA	\$ 44,929	\$ 2,892	\$ 47,821
Roosta	Seyed		Mathematics and Computer Science	ASU STEM Education Improvement Plan	STEM Education Improvement Plan	GA Board of Regents	\$ 20,000	\$ -	\$ 20,000
Saha	Arun		Chemistry and Forensic Science	E2 Energy to Educate	Design and Construction of Solar Charger for Green Transportation	Constellation: An Exelon Company	\$ 26,409	\$ 1,538.00	\$ 27,947
Saha	Arun		Chemistry and Forensic Science	Design, Construction and Test of Human Powered Rover Vehicle for Space Exploration	NASA Space Grant Consortium	Georgia Tech	\$ 10,000	\$ -	\$ 10,000
Saheb	Amir		Chemistry and Forensic Science	DNA Specific Sensor for Prostate Cancer Biomarkers Bridge	Hampton University MMHI Pilot Project Program	Hampton Institute via NIH	\$ 6,986	\$ -	\$ 6,986
Vanderpuye	Oluseyi	Hu, Wanjun	Chemistry and Forensic Science	Albany State University STEM Students for NIST Summer Research	Summer Undergraduate Research Fellowship (SURF) Program: SURF operating	National Institute of Standards and Technology	\$ 9,336	\$ -	\$ 9,336
Wang	Yixuan		Chemistry and Forensic Science	Understanding Non-covalent Interaction in Carbon Nanotube/Anticancer Drug Conjuga	NIH SCORE	National Institutes of Health	\$ 75,000	\$ 30,160	\$ 105,160
Wang	Yixuan		Chemistry and Forensic Science	Understanding Non-covalent Interaction in Carbon Nanotube/Anticancer Drug Conjuga	NIH SCORE	National Institutes of Health	\$ 67,500	\$ 27,144	\$ 94,644
Wrensford	Louise	Zheng, Liqiu; Zheng, Xiaomei	Chemistry and Forensic Science	Targeted Infusion Project: 'Course-embedded Model Utilizing Nanoscience and Nanotechnology to Integrate Research based Projects into the Science Curriculum	Targeted Infusion Supplement	National Science Foundation	\$ 61,164	\$ 11,877	\$ 73,041
Zheng*	Liqiu		Chemistry and Forensic Science	High performance p-i-n heterogeneously structured lead- free perovskite photovoltaics with enhanced stability	Research Initiation Award	National Science Foundation	\$ 231,939	\$ 67,975	\$ 299,914
Totals							\$ 1,366,253	\$ 437,769	\$ 1,804,022



Awards

Breakdown by Principal Investigators and Units, 2016-2017, cont.

Georgia Water Planning & Policy Center

PI Last Name	PI First Name	Official Co PI/ Key Personnel	Department(s)	Project Title	Program Title	Funding Agency	Total Direct Amount	Total Indirect Amount	Total Award Amount
Masters	Mark		Georgia Water Planning & Policy Center	Compilation of Wetted Acres and Technical Assistance	Environmental Protection Division	Georgia Department of Natural Resources	\$ 202,500	\$ -	\$ 202,500
Masters	Mark		Georgia Water Planning & Policy Center	Understanding Agricultural Water Use Behavior Through Randomized Controlled Trials	Agriculture and Food Research Initiative: Foundational Program	National Institute of Food and Agriculture	\$ 483,760	\$ 15,964	\$ 499,724
							\$ 686,260	\$ 15,964	\$ 702,224

Office of Title III

PI Last Name	PI First Name	Official Co PI/ Key Personnel	Department(s)	Project Title	Program Title	Funding Agency	Total Direct Amount	Total Indirect Amount	Total Award Amount
Holmes	Kimberly		Title III	Title III Part B	Title III Part B	US Department of Education	\$ 3,663,811	\$ -	\$ 3,663,811
Holmes	Kimberly		Title III	Title III Part F	Title III Part F	US Department of Education	\$ 1,100,609	\$ -	\$ 1,100,609
							\$ 4,764,420	\$ -	\$ 4,764,420

* Faculty/Staff who have not received funding as a PI/Co-PI within the last 5 years.



Submissions

Breakdown by Principal Investigators and Units, 2016-2017

Academic Affairs

PI Last Name	PI First Name	Co PI's/ Key Personnel	Department(s)	Project Title	Program Title	Funding Agency	Direct Amount Requested	Indirect Amount Requested	Total Amount Requested
Osakwe	Nneka Nora		Global Programs	Internationalizing ASU Curriculum and Enrollment for Global Citizenship	U.S. Higher Education Grant	Proctor and Gamble	\$ 10,000	\$ -	\$ 10,000
Osakwe	Nneka Nora		Global Programs	Pathways to Africa, Asia, The Caribbean, and South America at Albany State University, Albany, Georgia	Undergraduate International Studies and Foreign Language Program	US Department of Education	\$ 175,871	\$ 14,070	\$ 189,941
Totals							\$ 185,871	\$ 14,070	\$ 199,941



Submissions

Breakdown by Principal Investigators and Units, 2016-2017, cont.

College of Arts and Humanities

PI Last Name	PI First Name	Co PI's/ Key Personnel	Department(s)	Project Title	Program Title	Funding Agency	Direct Amount Requested	Indirect Amount Requested	Total Amount Requested
Adams-Cooper	Veronica		History, Political Science and Public Administration	Learning with the Humanities: Public Administration Training for the Next Generations	NEH Humanities Initiative at HBCUs	National Endowment for the Humanities	\$ 90,909	\$ 9,091	\$ 100,000
Bowers	Walter		Criminal Justice	Are Current law Enforcement Protocols the Most Efficient Methods to Detect Heroin Drug Markets?	Research and Evaluation on Drugs and Crime	National Institute of Justice	\$ 199,697	\$ 74,928	\$ 274,625
George	Rani	Thomas, George	Criminal Justice	Albany State University Upward Bound Program	TRIO: Upward Bound	US Department of Education	\$ 1,198,895	\$ 88,350	\$ 1,287,245
Nowak	Barbara	Swain, Jamie	Social Work	ASU Title IV E Georgia Child Welfare Education and Training Program	Title IV E Georgia Child Welfare Education and Training Program	Georgia State University	\$ 205,129	\$ -	\$ 205,129
Ochie	Charles		Criminal Justice	Summer Transportation Institute	Summer Transportation Institute	Georgia Department of Transportation	\$ 48,658	\$ 1,408	\$ 50,066
Ochie	Charles		Criminal Justice	Summer Transportation Institute, STI	Walmart Community Grant	Walmart	\$ 2,500	\$ -	\$ 2,500
Sweet-Holp	Timothy		History, Political Science and Public Administration	Music of the Movement: A Modern Approach	MLK Day of Service Mini Grant	Tennessee State University	\$ 4,500	\$ -	\$ 4,500
Thomas	George	Handwerk, Sandy; George, Rani	Criminal Justice	Albany State University Project STOP	Minority Serving Institutions Partnerships with Community-Based Organizations (MSI CBO)	Substance Abuse and Mental Health Services Administration (SAMHSA)	\$ 239,797	\$ 19,184	\$ 258,981
Williams	Charles		Fine Arts	The Museum and Heritage Studies Project at Albany State University	NEH Humanities Initiative at HBCUs	National Endowment for the Humanities	\$ 91,707	\$ 8,273	\$ 99,980
Zhou	Jianchuan		Mass Communications	The GSJ Project	U.S. Higher Education Grant	Proctor and Gamble	\$ 10,000	\$ -	\$ 10,000
Totals							\$ 2,091,792	\$ 201,234	\$ 2,293,026



Submissions

Breakdown by Principal Investigators and Units, 2016-2017, cont.

College of Business

PI Last Name	PI First Name	Co PI's/ Key Personnel	Department(s)	Project Title	Program Title	Funding Agency	Direct Amount Requested	Indirect Amount Requested	Total Amount Requested
Bennett	Cynthia		Business Administration	Black Youth Entrepreneurship Summer Program	Black Youth Entrepreneurship Summer Program	University of GA	\$ 8,500	\$ -	\$ 8,500
Bennett	Cynthia		Business Administration	Black Youth Entrepreneurship Summer Program	Black Youth Entrepreneurship Summer Program	Georgia Council on Economic Education	\$ 2,000	\$ -	\$ 2,000
Jackson	Alicia		Business Administration	Albany State University (ASU) College of Business (COB) Student Leadership Development Program	U.S. Higher Education Grant	Proctor and Gamble	\$ 10,000	\$ -	\$ 10,000
Monds	Kathaleena		Accounting, Business Information Systems and Marketing	Entrepreneurship and Innovation Curriculum Redesign and Launch	Faculty Grants	VentureWell Foundation	\$ 30,000	\$ -	\$ 30,000
Monds	Kathaleena		Accounting, Business Information Systems and Marketing	Lean Startup to Lean-In: Encouraging and Enhancing Innovation and Creativity among Girls while Building their Confidence to Lean-In	U.S. Higher Education Grant	Proctor and Gamble	\$ 10,000	\$ -	\$ 10,000
Totals							\$ 60,500	\$ -	\$ 60,500



Submissions

Breakdown by Principal Investigators and Units, 2016-2017, cont.

College of Education

PI Last Name	PI First Name	Co PI's/ Key Personnel	Department(s)	Project Title	Program Title	Funding Agency	Direct Amount Requested	Indirect Amount Requested	Total Amount Requested
Anderson	Bonnie		Teacher Education	Textbook Transformation Grant	Affordable Learning Georgia Textbook Transformation Grant	Board of Regents	\$ 10,800	\$ -	\$ 10,800
DeCuir	Erica		Teacher Education	Textbook Transformation Grant	Affordable Learning Georgia Textbook Transformation Grant	Board of Regents	\$ 10,800	\$ -	\$ 10,800
Kimbrel-Miller	Soraya		Child Care Resources and Referral Agency	Child Care Resources and Referral Agency	Bright from the Start	Georgia Department of Early Care and Learning	\$ 1,826,129	\$ 365,226	\$ 2,191,355
Pouge	Tiffany		Teacher Education	SHINE: Sisters in Health, Intelligence, Nobility, and Excellence	U.S. Higher Education Grant	Proctor and Gamble	\$ 10,000	\$ -	\$ 10,000
Medlin	Dorene	Foreman, Richard	Teacher Education	Linking Theory to Practice: Developing a School-University Partnership to Supply STEM Teachers in High-Needs Schools	Robert Noyce Teacher Scholarship Program	National Science Foundation	\$ 98,923	\$ 20,365	\$ 119,288
Totals							\$ 1,956,652	\$ 385,591	\$ 2,342,243

College of Health Professions

PI Last Name	PI First Name	Co PI's/ Key Personnel	Department(s)	Project Title	Program Title	Funding Agency	Direct Amount Requested	Indirect Amount Requested	Total Amount Requested
Childs	Donyale		Nursing	Campus Keepers: Campus Awareness of Mental Health and Substance Abuse	Behavioral Health Capacity Expansion Grant	Morehouse School of Medicine	\$ 3,000	\$ -	\$ 3,000
Winbush	Tiaquanda		Allied Health	Revealing the Hidden Gem: A Promotion of Histotechnology in Southwest Georgia	ASCP Laboratory Program Development Grant 2017	American Society for Clinical Pathology	\$ 2,500	\$ -	\$ 2,500
Totals							\$ 5,500	\$ -	\$ 5,500



Submissions

Breakdown by Principal Investigators and Units, 2016-2017, cont.

College of Sciences and Technology

PI Last Name	PI First Name	Co PI's/ Key Personnel	Department(s)	Project Title	Program Title	Funding Agency	Direct Amount Requested	Indirect Amount Requested	Total Amount Requested
Devarapu	Anilkumar	Kunwar and Paudel	Mathematics and Computer Sciences	Textbook Transformation Grant	Affordable Learning Georgia Textbook Transformation Grant	Board of Regents	\$ 19,800	\$ -	\$ 19,800
Hu	Wanjun		Mathematics and Computer Sciences	Spaces of Individuals and Societies – A Topological Approach to Artificial Social System	White Paper Topic #5	MSI STEM Research Development Consortium (MSRDC)	\$ 288,980	\$ -	\$ 288,980
Lee	Yong		Biological Sciences	The Effects of Tritium on Soil Microbiota and Its Restoration Potential	Minority Serving Institutions Partnership Program, MSIPP	Savannah River Nuclear Solutions, LLC	\$ 648,083	\$ 161,617	\$ 809,700
Ojo	Olabisi		Biological Sciences	Characterization of SlyA Homologues in Gastrointestinal Polymicrobial Bacterial Infection	Academic Research Award	National Institutes of Health	\$ 231,939	\$ 67,975	\$ 299,914
Okafor	Uzoma		Chemistry and Forensic Science	A Novel method for the identification of synthetic cannabinoids and cathinones at crime scene	Research and Evaluation on Drugs and Crime	National Institute of Justice	\$ 304,810	\$ 84,333	\$ 389,143
Okediji	Olatunde	Medlin, Dorene; Mason, Richard; Captain Planet	Biological Sciences	STEM Outdoors: a Pathway thru the new Georgia Standards of Excellence in Science	Teacher Quality Program	Georgia State Department of Education's ESEA	\$ 56,240	\$ 3,659	\$ 59,899
Owor	Robert	Okonkwo, Zephyrinus; Devarapu, Anilkumar	Mathematics and Computer Sciences	ASU-ISAO: ASU-Information Sharing and Analysis Organization	ASPR Funding for HPH Sector Information...Cyber Threats	Department of Health and Human Services	\$ 387,651	\$ 109,495	\$ 497,146
Owor	Robert	Okonkwo, Zephyrinus	Mathematics and Computer Sciences	ASU-RAMPS - Albany State University Regional Alliance and Multistakeholder Partnerships to Stimulate Cybersecurity Education and Workforce Development in Southwest Georgia	Regional Alliances and Multistakeholder Partnerships to Stimulate (RAMPS) Cybersecurity Education and Workforce Development	National Institute of Standards and Technology (NIST), US Department of Commerce (DoC)	\$ 158,235	\$ 35,301	\$ 193,536
Owor	Robert	Okonkwo, Zephyrinus	Mathematics and Computer Sciences	Cybersecurity Gaming & Simulations Cloud (CGSC) Academy	FY17 Funding Opportunity for Navy and Marine Corps Science, Technology, Engineering & Mathematics Education, Outreach and Workforce Program	Department of Naval Science and Technology	\$ 750,000		\$ 750,000



Submissions

Breakdown by Principal Investigators and Units, 2016-2017, cont.

College of Sciences and Technology, Cont.

PI Last Name	PI First Name	Co PI's/ Key Personnel	Department(s)	Project Title	Program Title	Funding Agency	Direct Amount Requested	Indirect Amount Requested	Total Amount Requested
Roosta	Seyed	Devarapu, Anilkumar	Mathematics and Computer Sciences	Data Fusion in Dynamic Communication Networking under Traffic Growth Model	White Paper Submission	MSI STEM Research & Development Consortium (MSRDC)	\$ 730,000	\$ 296,960	\$ 1,026,960
Roosta	Seyed	Porter, Rhonda; Pierce Scott	Mathematics and Computer Sciences	Bridging the Math Divide: Ensuring STEM Success via First and Second-Level Courses	Minority Science and Engineering Improvement Program (MSEIP)	US Department of Education	\$ 697,158	\$ 51,795	\$ 748,953
Saha	Arun		Chemistry and Forensic Science	Microwave Absorber with Metamaterial	NASA Space Grant Consortium	Georgia Tech	\$ 10,000	\$ -	\$ 10,000
Saha	Arun		Chemistry and Forensic Science	E2 Energy to Educate	Design and Construction of Solar Charger for Green Transportation	Constellation: An Exelon Company	\$ 26,409	\$ 1,538	\$ 27,947
Saheb	Amir		Chemistry and Forensic Science	Bridge Funds for DNA Specific Sensor for Prostate Cancer Biomarkers	Hampton University MMHI Pilot Project Program	Hampton Institute via NIH	\$ 79,091	\$ 4,745	\$ 83,836
Seo	Seong		Chemistry and Forensic Science	Subaward: Inducing regulatory responses to suppress brain inflammation	NIH Research Project Grant R01	National Institutes of Health - Augusta University	\$ 176,492	\$ 37,469	\$ 213,961
Vanderpuye	Oluseyi	Hu, Wanjun; Francis, Deandra (Student)	Chemistry and Forensic Science	Albany State University STEM Students for NIST Summer Research	Summer Undergraduate Research Fellowship (SURF) Program: SURF operating	National Institute of Standards and Technology	\$ 47,500	\$ -	\$ 47,500
Wang	Yixuan	Chan, KC; Seo, Seong; Wrensford, Louise	Chemistry and Forensic Science	Preliminary Proposal: CREST Center for Nanotechnology and Energy Research and Education (CNERE) at Albany State University	HBCU-Up Crest Center	National Science Foundation	\$ 3,860,487	\$ 1,093,422	\$ 4,953,909



Submissions

Breakdown by Principal Investigators and Units, 2016-2017, cont.

College of Sciences and Technology, Cont.

PI Last Name	PI First Name	Co PI's/ Key Personnel	Department(s)	Project Title	Program Title	Funding Agency	Direct Amount Requested	Indirect Amount Requested	Total Amount Requested
Williams	John	Porter, Rhonda; Wrensford, Louise	Biological Sciences	Albany State University McNair Program	TRIO: Ronald McNair	US Department of Education	\$ 1,067,455	\$ 65,395	\$ 1,132,850
Wrensford	Louise		Chemistry and Forensic Science	Albany State University UB Math and Science Center	TRIO: Upward Bound Math and Science	National Science Foundation	\$ 1,199,090	\$ 88,365	\$ 1,287,455
Wrensford	Louise		Chemistry and Forensic Science	Fresh-START Program: Faculty Retooling and Retraining in Research to Enhance STEM	Minority Science and Engineering Improvement Program (MSEIP)	US Department of Education	\$ 692,718	\$ 55,417	\$ 748,135
Zheng	Liqui		Chemistry and Forensic Science	High performance p-i-n heterogeneously structured lead-free perovskite photovoltaics with enhanced stability	Research Initiation Award	National Science Foundation	\$ 299,259	\$ 79,283	\$ 378,542
Zheng	Liqui		Chemistry and Forensic Science	X-ray diffraction system - an essential instrumentation for research and education at Albany State University	Research and Education Program for HBCUMI's	Department of Defense	\$ 597,854	\$ -	\$ 597,854
Totals							\$ 12,329,251	\$ 2,236,769	\$ 14,566,020

Enrollment Management

PI Last Name	PI First Name	Co PI's/ Key Personnel	Department(s)	Project Title	Program Title	Funding Agency	Direct Amount Requested	Indirect Amount Requested	Total Amount Requested
Archer	Santee	Raulerson, Stefane	Veterans/Adult Education	Albany State University Veterans Upward Bound	TRIO: Upward Bound Veterans Grant	US Department of Education	\$ 1,210,525	\$ 76,840	\$ 1,287,365
Totals							\$ 1,210,525	\$ 76,840	\$ 1,287,365



Submissions

Breakdown by Principal Investigators and Units, 2016-2017, cont.

Georgia Water Planning and Policy Center

PI Last Name	PI First Name	Co PI's/ Key Personnel	Department(s)	Project Title	Program Title	Funding Agency	Direct Amount Requested	Indirect Amount Requested	Total Amount Requested
Masters	Mark		Georgia Water Planning & Policy Center	Understanding Agricultural Water Use Behavior Through Randomized Controlled Trials	Agriculture and Food Research Initiative: Foundational Program	National Institute of Food and Agriculture	\$ 463,760	\$ 15,964	\$ 479,724
Masters	Mark		Georgia Water Planning & Policy Center	Compilation of Wetted Acres and Technical Assistance	Environmental Protection Division	Georgia Department of Natural Resources	\$ 202,500	\$ -	\$ 202,500
Masters	Mark		Georgia Water Planning & Policy Center	Agriculture & Food Research Initiative - Water for Agriculture Challenge Area	Agriculture & Food Research Initiative - Water for Agriculture Challenge Area	National Institute of Food and Agriculture, URDA	\$ 286,573	\$ 41,285	\$ 327,858
Totals							\$ 952,833	\$ 57,249	\$ 1,010,082

Office of Legal Affairs

PI Last Name	PI First Name	Co PI's/ Key Personnel	Department(s)	Project Title	Program Title	Funding Agency	Direct Amount Requested	Indirect Amount Requested	Total Amount Requested
Daniels	Rowena	Hill, Cadedria	Title IX	Albany State University E5 Initiative: Engage, Educate and Empower all stakeholders, and Enhance the student experience through a culture of Excellence	Fiscal Year 2017 Grants to Reduce Sexual Assault, Domestic Violence, Dating Violence and Stalking on Campus Program	Office of Violence Against Women	\$ 272,702	\$ 27,270	\$ 299,972
Totals							\$ 272,702	\$ 27,270	\$ 299,972



Submissions

Breakdown by Principal Investigators and Units, 2016-2017, cont.

Office of Research and Sponsored Programs

PI Last Name	PI First Name	Co PI's/ Key Personnel	Department(s)	Project Title	Program Title	Funding Agency	Direct Amount Requested	Indirect Amount Requested	Total Amount Requested
Wrensford	Louise		Office of Research and Sponsored Programs	Building Faculty Research Development and Research Support Structure at Albany State University.	Biomedical/Biobehavioral Research Administration Development (BRAD) Award (G11)	National Institutes of Health	\$ 429,587	\$ 34,367	\$ 463,954
Totals							\$ 429,587	\$ 34,367	\$ 463,954



Office of Research & Sponsored Programs

Funding Development Activities, 2016-2017

#	Date	Event	Type	Attendance
1	7/28/2016	Webinar: Establishing a Robust Student Innovation Ecosystem: Spotlight on USC Stevens Center for Innovation (OJ, Thompson, Jackson, Johnson, Widner)	Informational Webinar	5
2	8/23/2016	Webinar: Webinar: White House Initiative on HBCU's Federal Funding with the Federal Bureau of Investigation	Informational Webinar	5
3	9/9/2016	Webinar: White House Initiative on HBCU's Federal Funding with Health Resources & Services Administration – HRSA	Informational Webinar	7
4	9/15/2016	Webinar: Leveraging Funding Opportunities under the Workforce Innovation and Opportunity Act	Informational Webinar	4
5	10/11/2016	Workshop: IRB Presentation to the College of Business	Workshop	5
6	10/13/2016	ORSP Workshop Series: Tools of the Trade Part I	Workshop	12
7	10/18/2016	ORSP Workshop Series: Tools of the Trade Part II	Workshop	13
8	11/3/2016	Webinar: MSEIP Pre-Application	Informational Webinar	8
9	11/4/2016	Webinar: 2017 Upward Bound and Upward Bound Math and Science Pre-Application	Informational Webinar	4
10	11/30/2016	Webinar: E-Team Program Webinar with Venturewell (Monds)	Informational Webinar	2
11	2/22/2017	Webinar: NIJ Research and Evaluation on Drugs and Crime FY 2017	Informational Webinar	3
12	3/20/2017	Webinar: FY 2017 McNair Pre-Application Technical Assistance	Informational Webinar	3
13	3/21/2017	Workshop: IRB Presentation for the Center for Undergraduate Research	Workshop	7
14	4/28/2017	ORSP Workshop Series: Tools of the Trade Part III - Hanover Research	Workshop	49
15	5/10/2017	Webinar: BHWET Grant Technical Assistance Workshop	Informational Webinar	1
16	6/13/2017	Webinar: Next Generation Research Opportunities: What's On the Horizon - Strategic Threat Reduction Research	Informational Webinar	3
17	6/14/2017	Webinar: Doing Business with JSTO/Department of Defense Technical Assistance	Informational Webinar	1
				132