

2017-2018 Sponsored Programs Activity Report

Office of Research and Sponsored Programs



UNIVERSITY SYSTEM OF GEORGIA™

Table of Contents

Overall Summary and Highlights	Page 1
Submission Trend Data: 2016-2018	Page 2
Award Trend Data: 2016-2018	Page 3
Awards by Sponsor, 2017-2018	Page 4
Awards by Type, 2017-2018	Page 5
Awards by Category, 2017-2018	Page 6
Submission Support by Office, 2017-2018	Page 7
Award Trend Data, 2015-2018	Page 8
ASU Funding Rate, 2015-2018	Page 9
ASU Ten (10) Year Funding Trend, 2009-2018	Page 10
Awards Breakdown by Units, 2017-2018	Page 11
Awards Breakdown by Units & Departments, 2017-2018	Page 13
Submissions Breakdown by Units, 2017-2018	Page 14
Submissions Breakdown by Units & Departments, 2017-2018	Page 16
Awards Breakdown by Principal Investigators & Units, 2017-2018	Page 17
Submissions Breakdown by Principal Investigators & Units, 2017-2018	Page 21
ORSP Sponsored Program Activities, 2017-2018	Page 26
ORSP Contact Information	Page 27

Sponsored Funding: Overall Summary and Highlights, 2017-2018

This report covers FY 2018, the period from July 1, 2017 to June 30, 2018. It documents the sponsored programs activity by the institution with sections that highlights activity by units, departments and principal investigators. Graphs and tables are included to show funding and submission trends as well as a breakdown on sources and types of funding and funded activities.

GRANTS AND CONTRACTS SUBMISSIONS

Albany State University submitted 39 proposals, with a total funding request of \$21,875,012 in FY2018. This compares with 52 proposals and \$22,528,602 submitted in FY 2017. These proposals involved thirty seven (37) faculty and staff, in roles of Principal Investigator or Co-Principal Investigator.

GRANTS AND CONTRACTS AWARDS

Albany State University received a total of 25 grants and contracts awards in FY 2018 compared to 30 awards in FY 2017. In FY 2018, the total dollar amount received was \$10,034,151 compared to \$7,919,712 in FY 2017, which represents a 27% increase in the amount of funding received. Twenty two (22) faculty and staff were involved as Principal Investigators or Co-Principal Investigators, of which five (5) were first time recipients or had not received funding within the past 5 years.

Funding Sources: From the sponsored funding received, 15% was from federal agencies, 37% was from state, and the remaining 48% was from other sources including private foundations and corporations.

Funding Mechanisms: Funding was primarily grants, 92%, with 8% contracts.

Funded Categories: From the funding received, 4% was for capacity building, 44% for research, 25% was for education (curriculum/instruction), and 27% focused on community engagement/service projects.

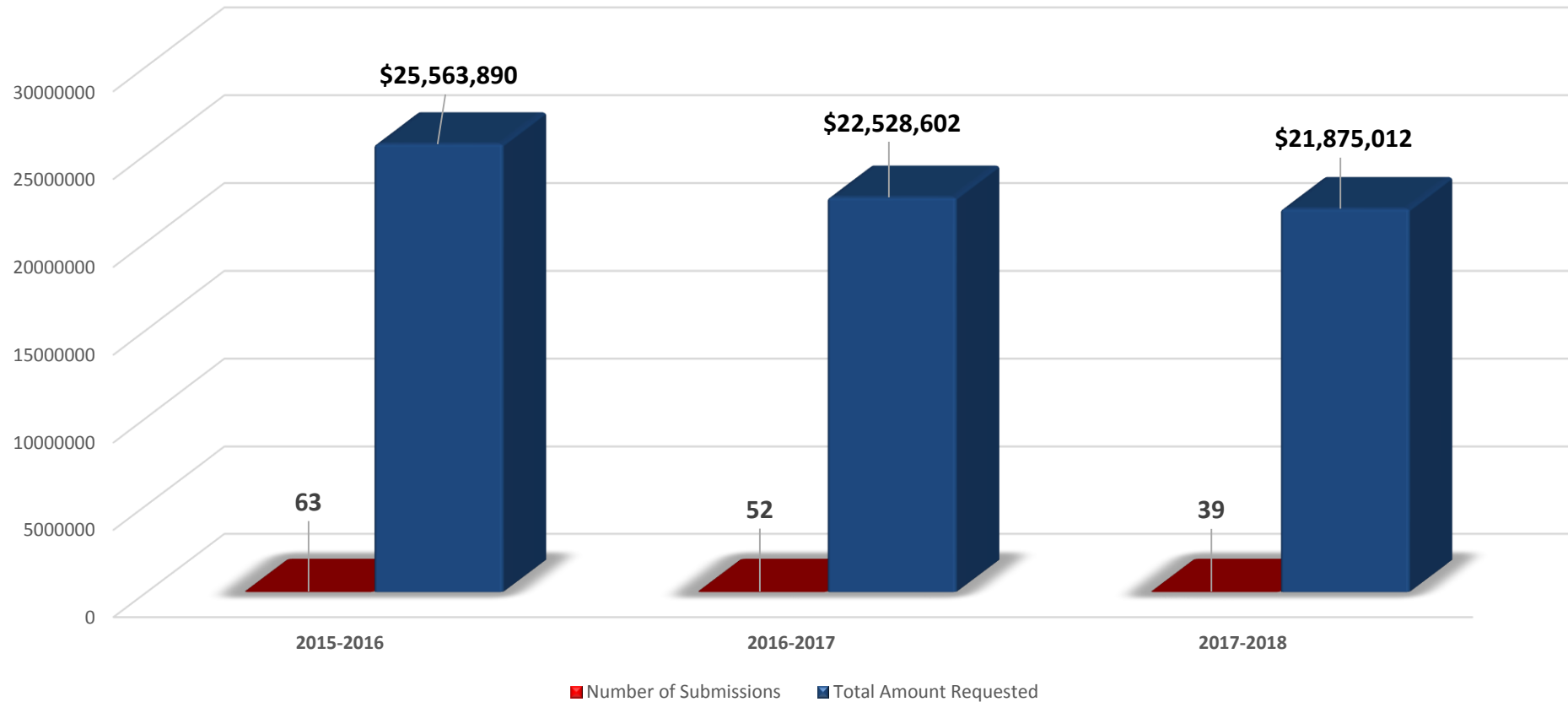
Indirect Funds: From the funding received, a total of \$666,824 in indirect funds was awarded to the institution during FY 2018.

TITLE III FUNDING

Albany State University received a total of \$4,332,052 in Title III Funding.

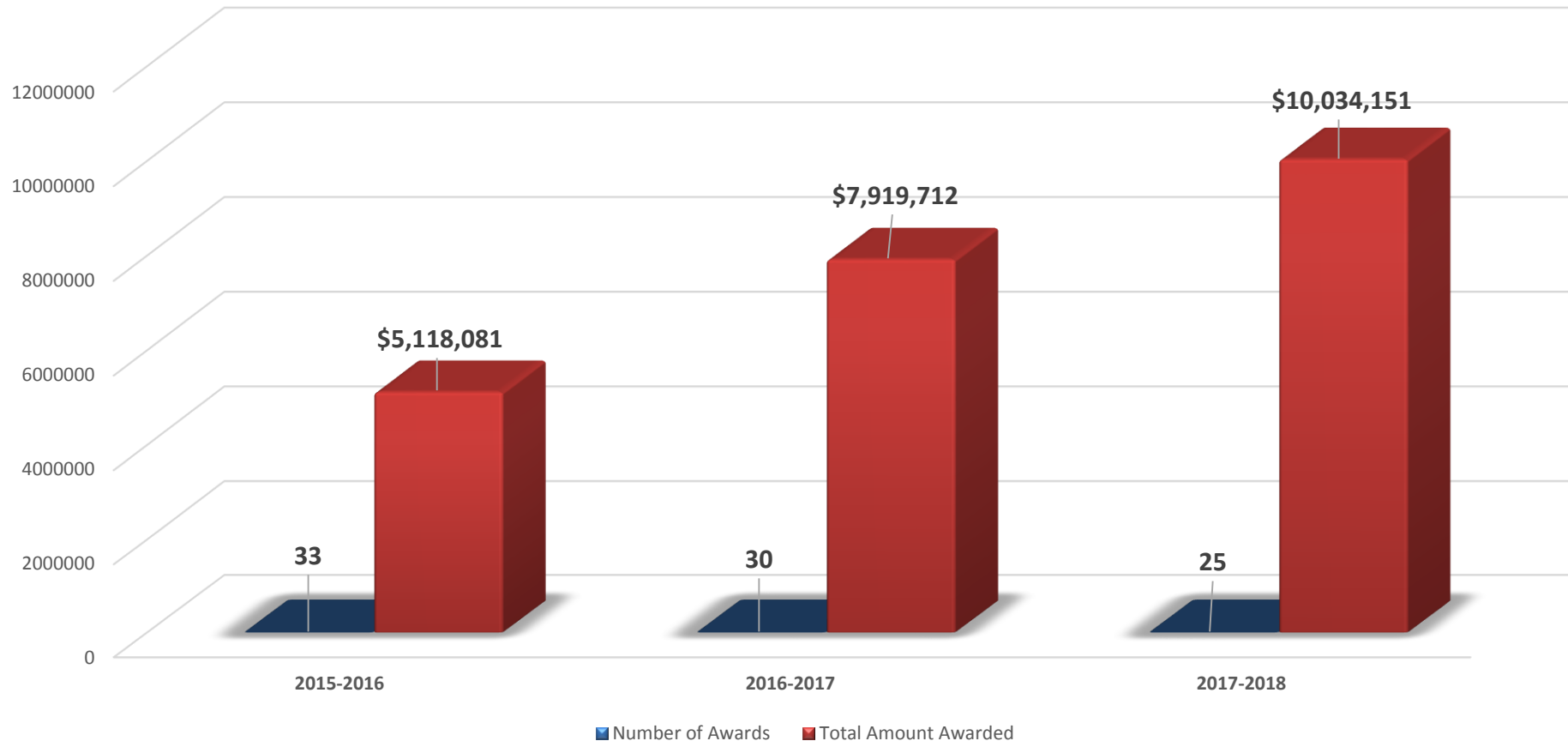
Submission Trend Data, 2016-2018

Submissions 2016-2018



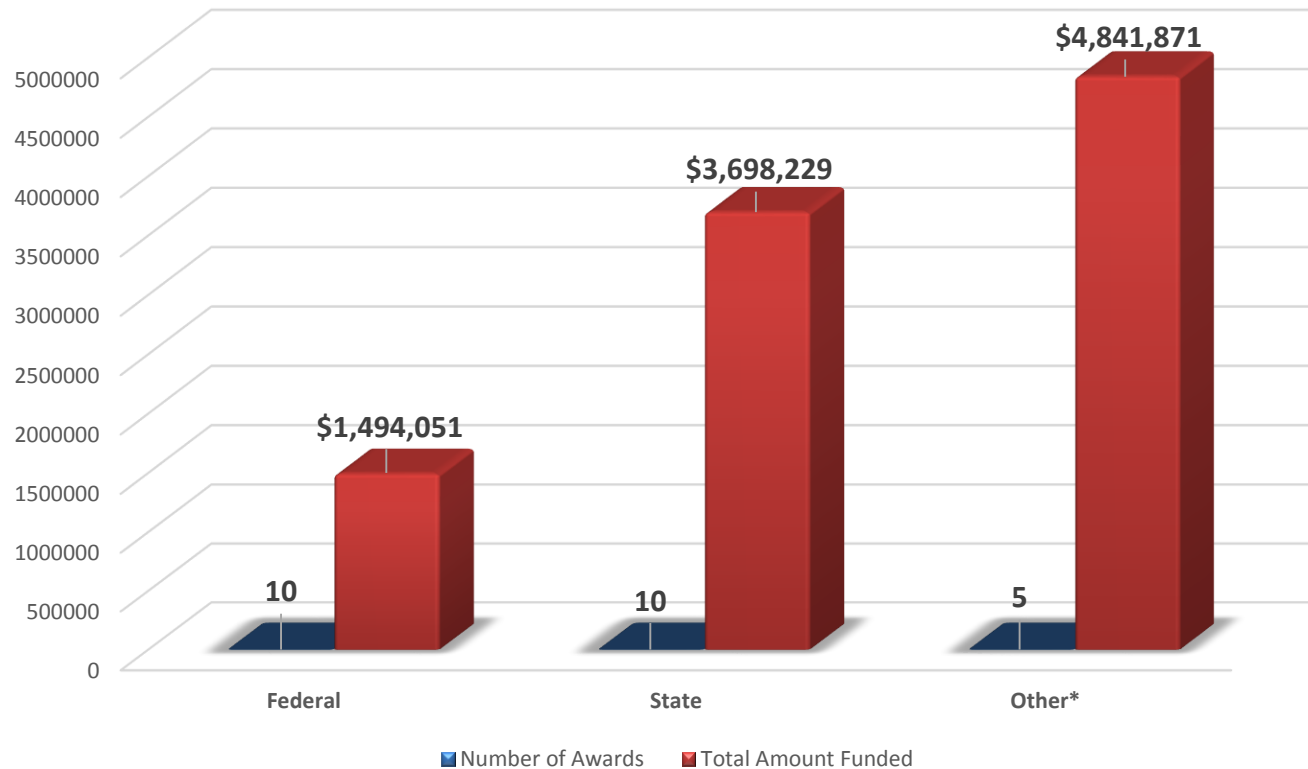
Award Trend Data, 2016-2018

Awards 2016-2018

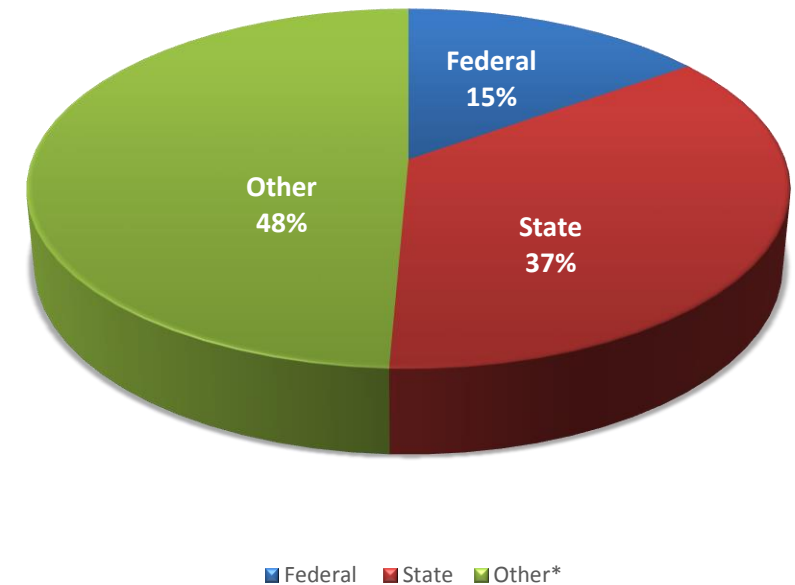


Grants and Contracts: Awards by Sponsor, 2017-2018

FY 2018: Awards by Sponsor
(Federal, State, Other)



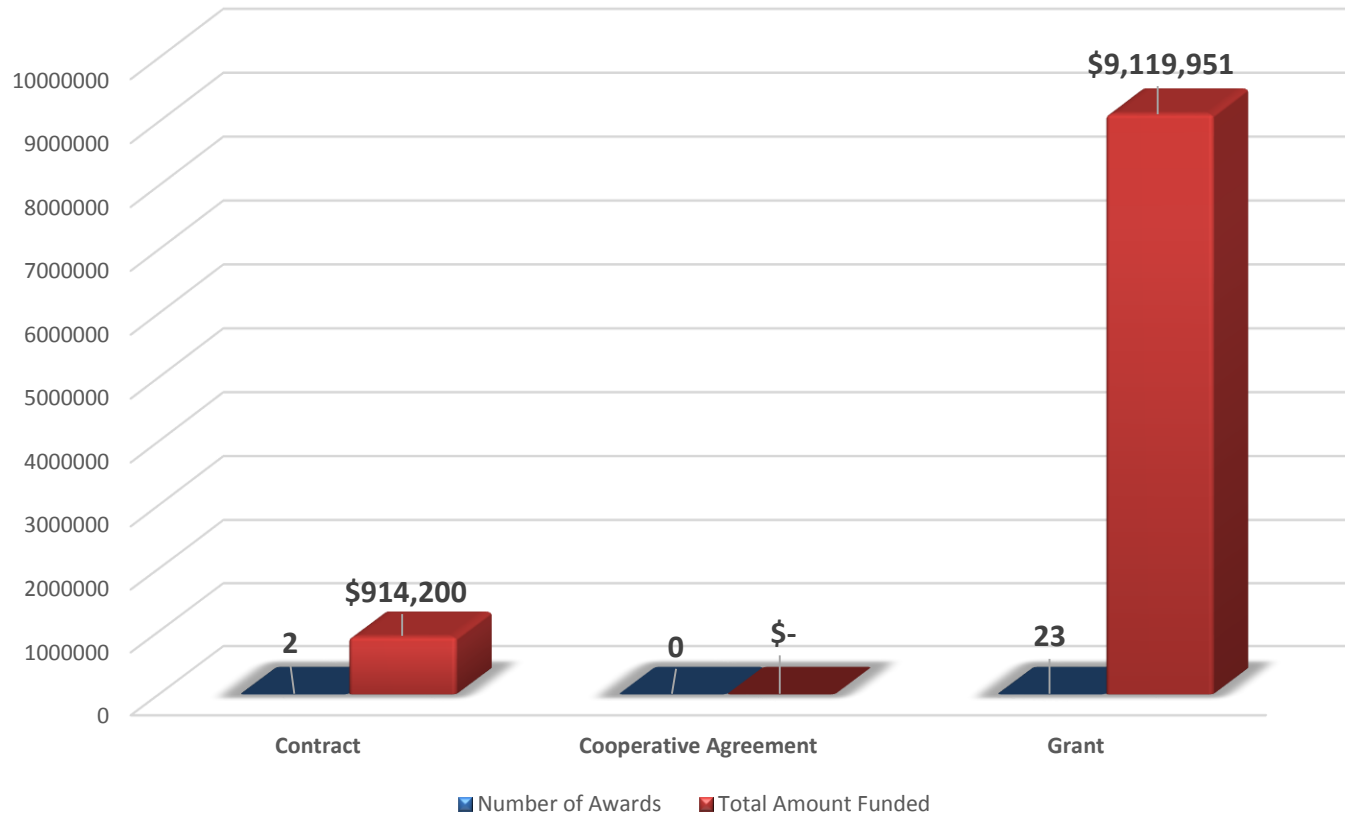
Percentage of Funding by Sponsor, 2017-2018



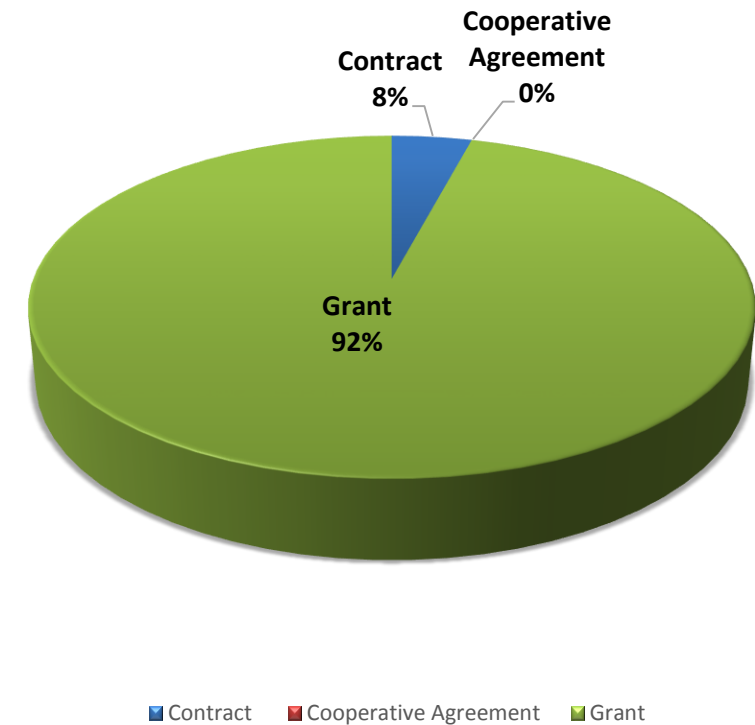
*Other: Foundations, Private Organizations, etc.

Grants and Contracts: Awards by Type, 2017-2018

FY 2018: Awards by Type
(Contract, Cooperative Agreement, Grant)



Percentage of Funding by Type,
2017-2018

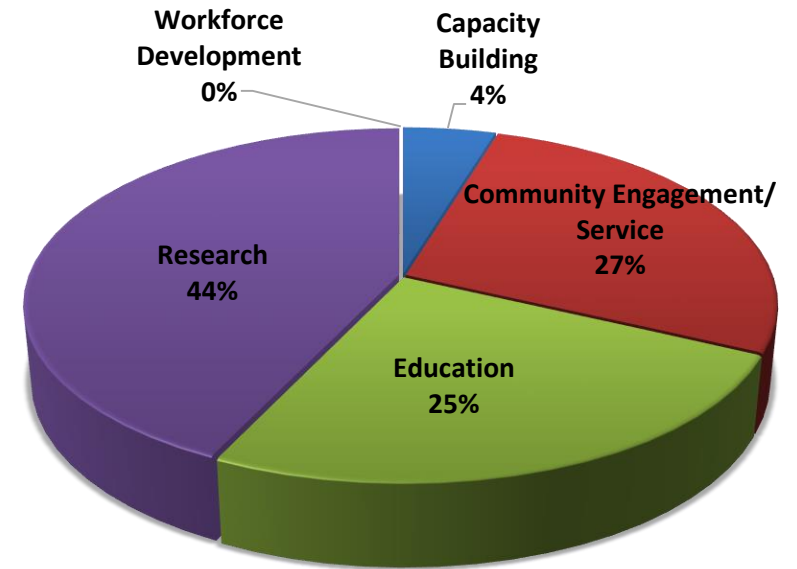


Grants and Contracts: Awards by Category: 2017-2018

FY 2018: Awards by Category
 (Capacity Building, Community Engagement/Service, Education, Research, Workforce Development)



Percentage of Funding by Category, 2017-2018



Submission Support by Office: 2017-2018

Year	Submitted by	Number	Total Funded Direct	Total Funded Indirect	Total Funded Amount
2017-2018	Foundation	1	\$ 72,410	\$ -	\$ 72,410
2017-2018	ORSP	33	\$ 19,828,008	\$ 1,942,794	\$ 21,770,802
2017-2018	Other	5	\$ 31,800	\$ -	\$ 31,800
Totals - As of 6/30/2018		39	\$ 19,932,218	\$ 1,942,794	\$ 21,875,012

Trend Data: 2015-2018

Award Trend Data

Academic Year	Number of Awards	% Change Number of Awards	Direct Funds	Indirect Funds	Total Funds	% Change Total Funding
2015-2016	33		\$ 4,760,022	\$ 358,059	\$ 5,118,081	
2016-2017	30	-10%	\$ 6,942,766	\$ 976,945	\$ 7,919,711	55%
2017-2018	25	-17%	\$ 9,367,327	\$ 666,824	\$ 10,034,151	27%

Submission Trend Data

Academic Year	Number of Submissions	% Change Number of Submissions	Direct Funds	Indirect Funds	Total Funds	% Change Total Submissions
2015-2016	63		\$ 23,495,567	\$ 2,068,323	\$ 25,563,890	
2016-2017	52	-17%	\$ 19,495,213	\$ 3,033,389	\$ 22,528,602	-12%
2017-2018	39	-25%	\$ 19,922,218	\$ 1,942,794	\$ 21,875,012	-3%

ASU Funding Rate: 2015-2018

ASU Funding Rate

Year	Number of Submissions	Number of Funded	Success Rate
2015-2016	63	16	25%
2016-2017	52	23	44%
2017-2018	39	21	54%

National Funding Rate

Year	Agency	Number of Submissions	Number Funded	Success Rate
2016	National Institutes of Health	54,220	10,372	19%
2016	National Science Foundation	51,700	12,000	23%

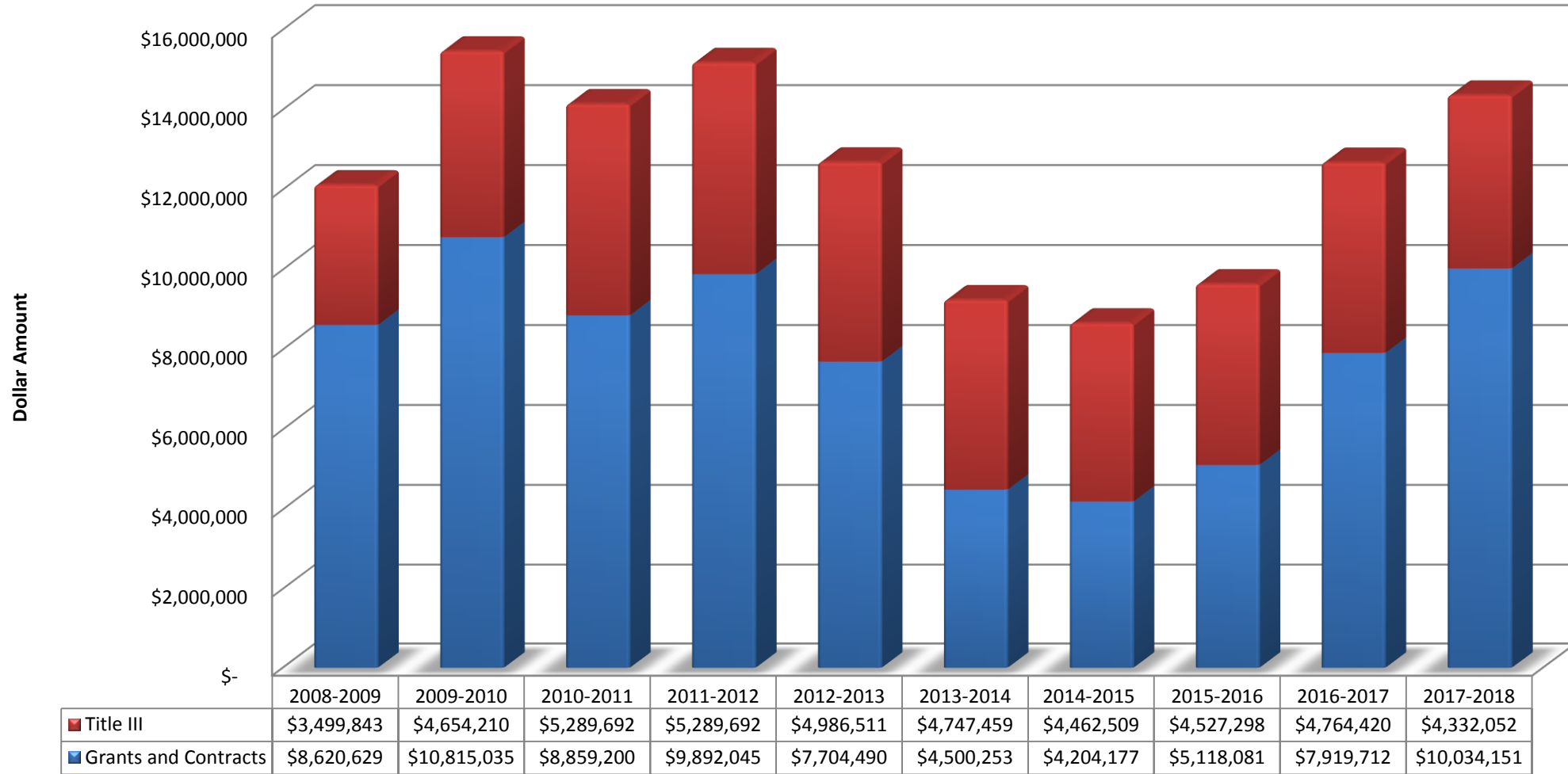
References

National Institute of Health. (2016, March 13). FY2016 By The Numbers Retrieved from Extramural Nexus: <https://nexus.od.nih.gov/all/2017/02/23/fy2016-by-the-numbers/>

National Science Foundation. (2017). NSF Funding Profile: https://www.nsf.gov/about/budget/fy2016/pdf/04_fy2016.pdf

ASU 10 Year Funding Trend, 2009-2018

ASU 10 Year Funding Trend, 2008-2018



Awards

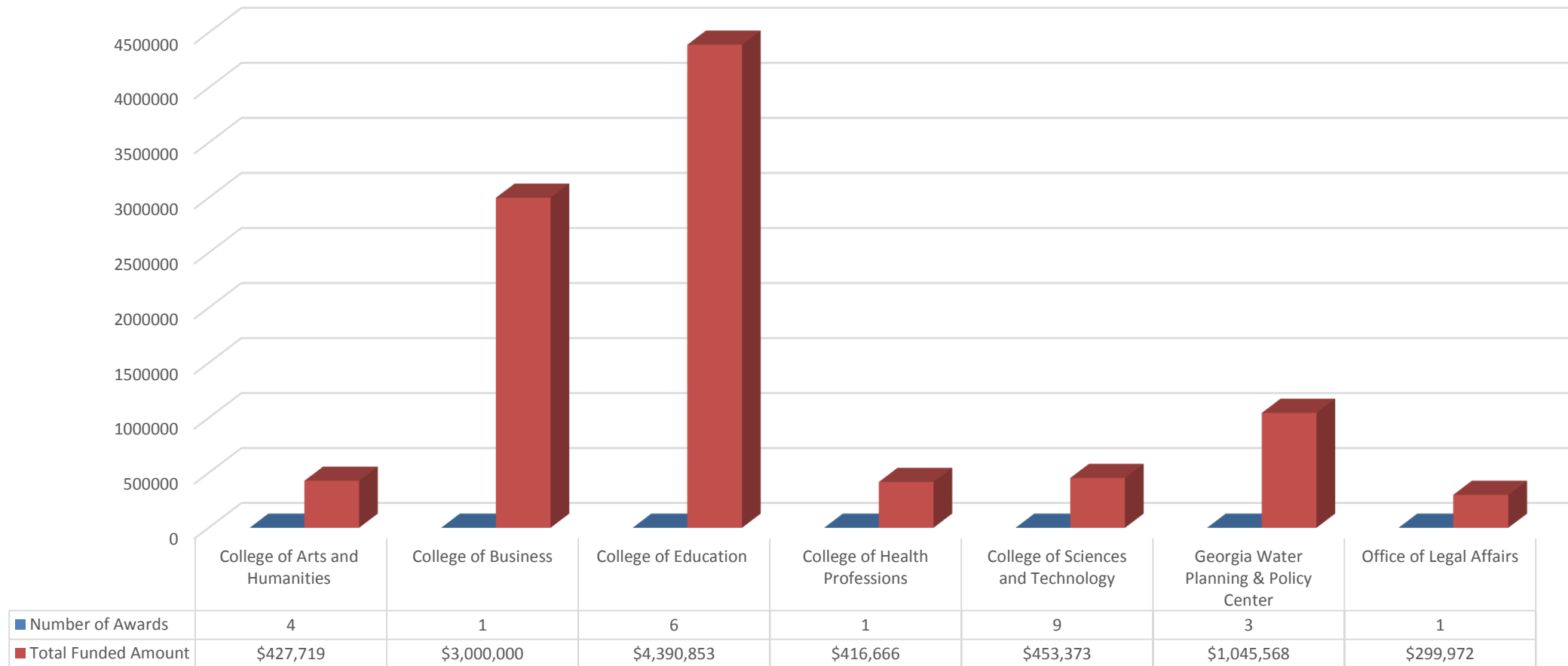
Breakdown by Units, 2017-2018

Unit	Number of Awards	Total Funded Direct	Total Funded Indirect	Total Funded Amount
College of Arts and Humanities	4	\$ 399,236	\$ 28,483	\$ 427,719
College of Business	1	\$ 3,000,000	\$ -	\$ 3,000,000
College of Education	6	\$ 3,912,475	\$ 478,378	\$ 4,390,853
College of Health Professions	1	\$ 360,052	\$ 56,614	\$ 416,666
College of Sciences and Technology	9	\$ 393,050	\$ 60,323	\$ 453,373
Georgia Water Planning & Policy Center	3	\$ 1,029,812	\$ 15,756	\$ 1,045,568
Office of Legal Affairs	1	\$ 272,702	\$ 27,270	\$ 299,972
Totals - As of 6/30/2018	25	\$ 9,367,327	\$ 666,824	\$ 10,034,151

Awards

Breakdown by Units, 2017-2018, Cont.

Awards By Unit, 2017-2018



Awards

Breakdown by Units and Departments, 2017-2018

Unit	Department(s)	Number of Awards	Total Funded Direct	Total Funded Indirect	Total Funded Amount
College of Arts and Humanities	Criminal Justice	2	\$ 156,190	\$ 19,173	\$ 175,363
College of Arts and Humanities	Fine Arts	1	\$ 91,707	\$ 8,273	\$ 99,980
College of Arts and Humanities	Social Work	1	\$ 151,339	\$ 1,037	\$ 152,376
College of Business	Accounting, Business Informatio	1	\$ 3,000,000	\$ -	\$ 3,000,000
College of Education	Child Care Resources and Referral Agency	1	\$ 2,074,012	\$ 414,802	\$ 2,488,814
College of Education	Counseling and Education Leade	1	\$ 1,696,424	\$ 63,576	\$ 1,760,000
College of Education	Early Learning Center	3	\$ 92,039	\$ -	\$ 92,039
College of Education	Teacher Education	1	\$ 50,000	\$ -	\$ 50,000
College of Health Professions	Nursing	1	\$ 360,052	\$ 56,614	\$ 416,666
College of Sciences and Technology	Biological Sciences	1	\$ 5,000	\$ -	\$ 5,000
College of Sciences and Technology	Chemistry and Forensic Science	7	\$ 358,050	\$ 60,323	\$ 418,373
College of Sciences and Technology	Mathematics and Computer Scie	1	\$ 30,000	\$ -	\$ 30,000
Georgia Water Planning & Policy Center	Georgia Water Planning & Policy	3	\$ 1,029,812	\$ 15,756	\$ 1,045,568
Office of Legal Affairs	Title IX	1	\$ 272,702	\$ 27,270	\$ 299,972
Totals - As of 6/30/2018		25	\$ 9,367,327	\$ 666,824	\$ 10,034,151

Submissions

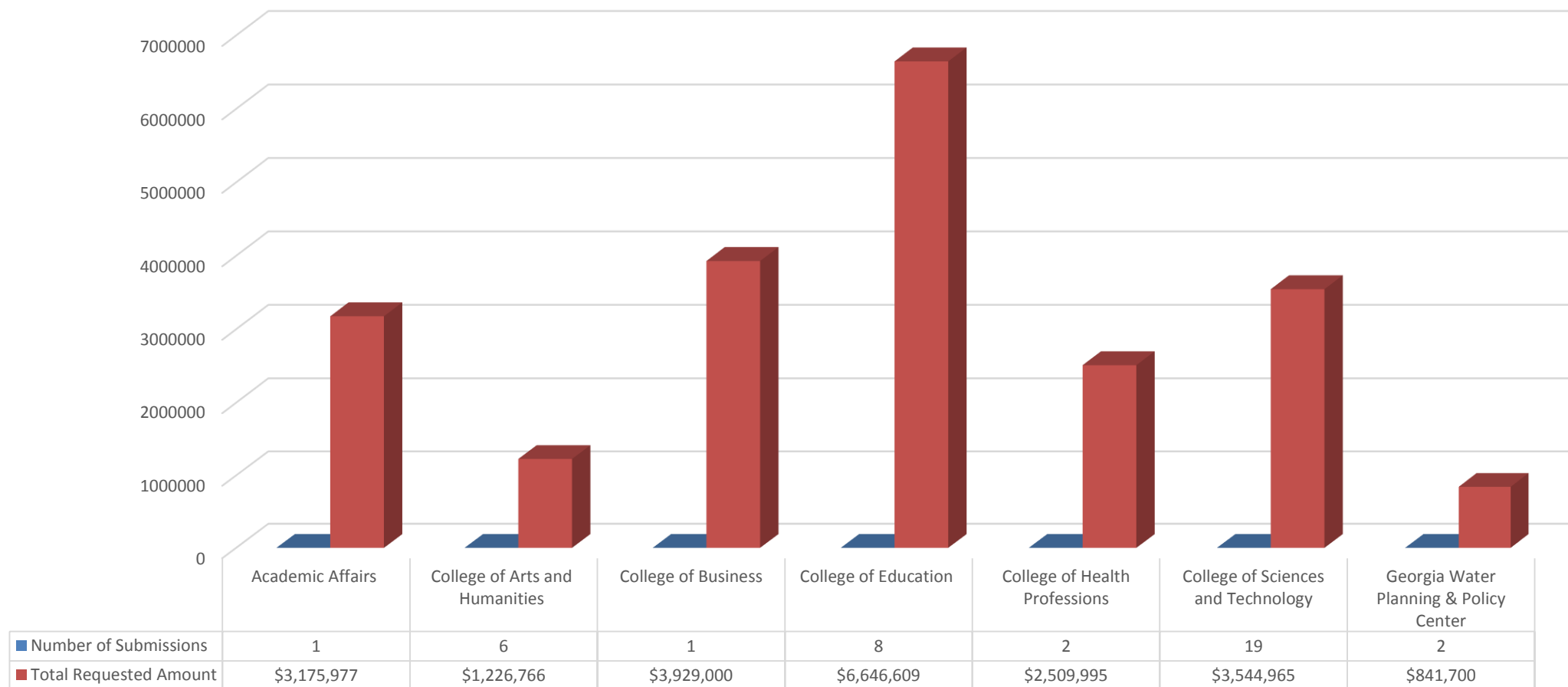
Breakdown by Units, 2017-2018

Unit	Number of Submissions	Total Requested Direct	Total Requested Indirect	Total Requested Amount
Academic Affairs	1	\$ 3,007,901	\$ 168,076	\$ 3,175,977
College of Arts and Humanities	6	\$ 1,153,222	\$ 73,544	\$ 1,226,766
College of Business	1	\$ 3,929,000	\$ -	\$ 3,929,000
College of Education	8	\$ 5,947,502	\$ 699,107	\$ 6,646,609
College of Health Professions	2	\$ 2,170,309	\$ 339,686	\$ 2,509,995
College of Sciences and Technology	19	\$ 2,882,584	\$ 662,381	\$ 3,544,965
Georgia Water Planning & Policy Cent	2	\$ 841,700		\$ 841,700
Totals - As of 6/30/2018	39	\$ 19,932,218	\$ 1,942,794	\$ 21,875,012

Submissions

Breakdown by Unit, 2017-2018, Cont.

Submissions By Unit, 2017-2018



Submissions

Breakdown by Units and Departments, 2017-2018

Unit	Department(s)	Number of Submissions	Total Requested Direct	Total Requested Indirect	Total Requested Amount
Academic Affairs	Office of Research and Sponsored Programs	1	\$ 3,007,901	\$ 168,076	\$ 3,175,977
College of Arts and Humanities	Criminal Justice	2	\$ 297,575	\$ 15,760	\$ 313,335
College of Arts and Humanities	History, Political Science and Public Administration	1	\$ 363,636	\$ 36,364	\$ 400,000
College of Arts and Humanities	Mass Communications	1	\$ 10,000	\$ -	\$ 10,000
College of Arts and Humanities	Social Work	2	\$ 482,011	\$ 21,420	\$ 503,431
College of Business	Accounting, Business Information Systems	1	\$ 3,929,000	\$ -	\$ 3,929,000
College of Education	Child Care Resources and Referral Agency	2	\$ 4,266,310	\$ 634,031	\$ 4,900,341
College of Education	Counseling and Education Leadership	1	\$ 1,630,892	\$ 63,576	\$ 1,694,468
College of Education	Early Learning Center	4	\$ 39,500	\$ 1,500	\$ 41,000
College of Education	Teacher Education	1	\$ 10,800	\$ -	\$ 10,800
College of Health Professions	Allied Health	1	\$ 10,000	\$ -	\$ 10,000
College of Health Professions	Nursing	1	\$ 2,160,309	\$ 339,686	\$ 2,499,995
College of Sciences and Technology	Biological Sciences	2	\$ 241,618	\$ 54,197	\$ 295,815
College of Sciences and Technology	Chemistry and Forensic Science	11	\$ 1,317,855	\$ 303,900	\$ 1,621,755
College of Sciences and Technology	Mathematics and Computer Sciences	6	\$ 1,323,111	\$ 304,284	\$ 1,627,395
Georgia Water Planning & Policy Center	Georgia Water Planning & Policy Center	2	\$ 841,700.00		\$ 841,700
Totals - As of 6/30/2018		39	\$ 19,932,218	\$ 1,942,794	\$ 21,875,012

Awards

Breakdown by Principal Investigators and Units, 2017-2018

College of Arts and Humanities

PI Last Name	PI First Name	Official Co PI/ Key Personnel	Department(s)	Project Title	Program Title	Funding Agency	Total Direct Amount	Total Indirect Amount	Total Award Amount
Swain	Jamie		Social Work	ASU Title IV E Georgia Child Welfare Education and Training Program	Title IV E Georgia Child Welfare Education and Training Program	Georgia State University	\$ 151,339	\$ 1,037	\$ 152,376
Thomas	George		Criminal Justice	We Are One, ASU	Historically Black Colleges and Universities - Center for Excellence (HBCU-CFE) in behavioral Health	Morehouse School of Medicine	\$ 6,944	\$ 556	\$ 7,500
Thomas	George	Handwerk, Sandy; George, Rani	Criminal Justice	Albany State University Project STOP	Minority Serving Institutions Partnerships with Community-Based Organizations (MSI CBO)	Substance Abuse and Mental Health Services Administration (SAMHSA)	\$ 149,246	\$ 18,617	\$ 167,863
Williams*	Charles		Fine Arts	Creating a Museum and Heritage Studies Minor	NEH Humanities initiative at HBCUs	National Endowment for the Humanities	\$ 91,707	\$ 8,273	\$ 99,980
Totals							\$ 399,236	\$ 28,483	\$ 427,719

College of Business

PI Last Name	PI First Name	Official Co PI/ Key Personnel	Department(s)	Project Title	Program Title	Funding Agency	Total Direct Amount	Total Indirect Amount	Total Award Amount
Monds	Kathaleena		Accounting, Business Information Systems and Marketing	Center for Educational Opportunity: Exploring Models, Access, Innovations, and Opportunities for Fragile Communities	TMCF Center for Advancing Opportunity	Thurgood Marshall College Foundation	\$ 3,000,101	\$ -	\$ 3,000,101
Totals							\$ 3,000,101	\$ -	\$ 3,000,101

* Faculty/Staff who have not received funding as a PI/Co-PI within the last 5 years.

Awards

Breakdown by Principal Investigators and Units, 2017-2018, Cont.

College of Education

PI Last Name	PI First Name	Official Co PI/ Key Personnel	Department(s)	Project Title	Program Title	Funding Agency	Total Direct Amount	Total Indirect Amount	Total Award Amount
Bembry	Deborah	Carthon, Janis	Counseling and Ed Leadership	University Principal Preparation Initiative	Wallace's University Principal Preparation Initiative	The Wallace Foundation	\$ 1,696,424	\$ 63,576	\$ 1,760,000
Jenkins*	Patricia		Teacher Education	Albany State University Sanford Inspire Curriculum Integration	On-Demand Modules for Curriculum Integration	Sanford Inspire	\$ 50,000	\$ -	\$ 50,000
Lincey	Angelyn		Early Learning Center	Albany State University Early Language and Literacy Grant	Early Language and Literacy Mini-Grant	GA Office of Student Achievement	\$ 20,000	\$ -	\$ 20,000
Lincey	Angelyn		Early Learning Center	Bright form the Start Program	Bright form the Start Program	GA Department of Early Care and Learning	\$ 1,000	\$ -	\$ 1,000
Lincey	Angelyn		Early Learning Center	Bright form the Start Program	Bright form the Start Program	GA Department of Early Care and Learning	\$ 71,039	\$ -	\$ 71,039
Miller	Soraya		Childcare Resources and Referral Agency	Childcare Resources and Referral Agency at Albany State University	Bright form the Start Program	GA Department of Early Care and Learning	\$ 2,074,012	\$ 414,802	\$ 2,488,814
Totals							\$ 3,912,475	\$ 478,378	\$ 4,390,853

College of Health Professions

PI Last Name	PI First Name	Official Co PI/ Key Personnel	Department(s)	Project Title	Program Title	Funding Agency	Total Direct Amount	Total Indirect Amount	Total Award Amount
Johnson	Joyce		Nursing	Albany State University's Reality- based Enhanced and Applied Learning (REAL)	HBCU Master's Degree Program	US Department of Education	\$ 360,052	\$ 56,614	\$ 416,666
Totals							\$ 360,052	\$ 56,614	\$ 416,666

* Faculty/Staff who have not received funding as a PI/Co-PI within the last 5 years.

Awards

Breakdown by Principal Investigators and Units, 2017-2018, Cont.

College of Sciences and Technology

PI Last Name	PI First Name	Official Co PI/ Key Personnel	Department(s)	Project Title	Program Title	Funding Agency	Total Direct Amount	Total Indirect Amount	Total Award Amount
Mandouma*	Ghislain		Chemistry and Forensic Science	Introducing Electrochemistry in Hydrophobic Media Using Weakly Coordinating Cations	HBCU-Up Research Initiation Program	National Science Foundation	\$ 242,900	\$ 57,100	\$ 300,000
Ojo*	Olabisi		Biological Sciences	Albany State University Linkage Fellows Program	Linkage Fellows Program	American Society for Cell Biology	\$ 5,000	\$ -	\$ 5,000
Okonkwo	Zephyrinus	Devarapu, Anilkumar	Mathematics and Computer Science	Affordable Textbooks for College Algebra	Affordable Learning Georgia Textbook Transformation Grants	University Systems of Georgia	\$ 30,000	\$ -	\$ 30,000
Saha	Arun		Chemistry and Forensic Science	Microwave Absorber with Metamaterial	NASA Space Grant Consortium	Georgia Tech	\$ 10,000	\$ -	\$ 10,000
Saha	Arun		Chemistry and Forensic Science	Backyard Generation of Green Energy with a Perfect GREEN System	E2 Energy to Educate	Constellation: An Exelon Company	\$ 24,371	\$ 2,500	\$ 26,871
Saheb	Amir		Chemistry and Forensic Science	DNA Specific Sensor for Prostate Cancer Biomarkers Bridge	Hampton University MMHI Pilot Project Program	Hampton Institute via NIH	\$ 52,677	\$ -	\$ 52,677
Saheb	Amir		Chemistry and Forensic Science	DNA Specific Sensor for Prostate Cancer Biomarkers Bridge	Hampton University MMHI Pilot Project Program	Hampton Institute via NIH	\$ 12,056	\$ 723	\$ 12,779
Zheng	Liqiu		Chemistry and Forensic Science	High performance p-i-n heterogeneously structured lead- free perovskite photovoltaics with enhanced stability	Research Initiation Award	National Science Foundation	\$ 5,246	\$ -	\$ 5,246
Zheng	Liqiu	Saha, Arun	Chemistry and Forensic Science	Non-science Major Student's Science Learning at Zero Cost	Affordable Learning Georgia Textbook Transformation Grants	University Systems of Georgia	\$ 10,800		\$ 10,800
Totals							\$ 393,050	\$ 60,323	\$ 453,373

* Faculty/Staff who have not received funding as a PI/Co-PI within the last 5 years.

Awards

Breakdown by Principal Investigators and Units, 2017-2018, Cont.

Georgia Water Planning and Policy Center

PI Last Name	PI First Name	Official Co PI/ Key Personnel	Department(s)	Project Title	Program Title	Funding Agency	Total Direct Amount	Total Indirect Amount	Total Award Amount
Masters	Mark		Georgia Water Planning & Policy Center	Agricultural Water Security for Florida, Georgia and Alabama through Sustainable Use of the Floridan Aquifer: An Integrated Assessment of Social, Economic and Environmental Impacts	Agriculture & Food Research Initiative - Water for Agriculture Challenge Area	National Institute of Food and Agriculture, URDA	\$ 115,612.00	\$ 15,756.00	\$ 131,368
Masters	Mark		Georgia Water Planning & Policy Center	Compilation of Wetted Acreage and Technical Assistance	GA Environmental Protection Agency and GA Rural Water Association	GA Environmental Protection Agency and GA Rural Water Association	\$ 202,500	\$ -	\$ 202,500
Masters	Mark		Georgia Water Planning & Policy Center	Agriculture Meter Installation Project	Pilot Wave Scope Services	GA Environmental Protection Agency and GA Rural Water Association	\$ 711,700	\$ -	\$ 711,700
Totals							\$ 1,029,812	\$ 15,756	\$ 1,045,568

Office of Legal Affairs

PI Last Name	PI First Name	Official Co PI/ Key Personnel	Department(s)	Project Title	Program Title	Funding Agency	Total Direct Amount	Total Indirect Amount	Total Award Amount
Daniels*	Rowena		Title IX	Office of Legal Affairs	Albany State University E5 Initiative: Engage, Educate, and Empower all stakeholders, and Enhance the student experience through a culture of Excellence.	Office of Violence Against Women	\$ 272,702	\$ 27,270	\$ 299,972
Totals							\$ 272,702	\$ 27,270	\$ 299,972

* Faculty/Staff who have not received funding as a PI/Co-PI within the last 5 years.

Submissions

Breakdown by Principal Investigators and Units, 2017-2018, cont.

College of Arts and Humanities

PI Last Name	PI First Name	Co PI's/ Key Personnel	Department(s)	Project Title	Program Title	Funding Agency	Direct Amount Requested	Indirect Amount Requested	Total Amount Requested
Adams-Cooper	Veronica		Public Administration	"The Community Conversations: Albany, Dougherty, Georgia, as a Global Crossroad for Freedom"	NEH Public Humanities Initiative	National Endowment for the Humanities	\$ 363,636	\$ 36,364	\$ 400,000
Daniel	Jerry		Social Work	Feed the Mother Program	Interdisciplinary Research Leaders	Robert Wood Johnson Foundation	\$ 328,500	\$ 21,420	\$ 349,920
Swain	Jamie		Social Work	ASU Title IV E Georgia Child Welfare Education and Training Program	Title IV E Georgia Child Welfare Education and Training Program	Georgia State University	\$ 153,511	\$ -	\$ 153,511
Thomas	George		Criminal Justice	We Are One, ASU	Historically Black Colleges and Universities - Center for Excellence (HBCU-CFE) in behavioral Health	Morehouse School of Medicine	\$ 6,944	\$ 556	\$ 7,500
Thomas	George	George, Rani	Criminal Justice	We are One, ASU	Garrett Lee Smith (GLS) Campus Suicide Prevention	Substance Abuse and Mental Health Services Administration, SAMHSA	\$ 290,631	\$ 15,204	\$ 305,835
Zhou	Jianchuan		Mass Communications	Global Sustainability Program	Higher Education Grant	Proctor and Gamble	\$ 10,000	\$ -	\$ 10,000
Totals							\$ 1,153,222	\$ 73,544	\$ 1,226,766

College of Business

PI Last Name	PI First Name	Co PI's/ Key Personnel	Department(s)	Project Title	Program Title	Funding Agency	Direct Amount Requested	Indirect Amount Requested	Total Amount Requested
Monds	Kathaleena		Accounting, Business Information Systems and Marketing	Center for Educational Opportunity: Exploring Models, Access, Innovations, and Opportunities for Fragile Communities	TMCF Center for Advancing Opportunity	Thurgood Marshall College Foundation	\$ 3,929,000	\$ -	\$ 3,929,000
Totals							\$ 3,929,000	\$ -	\$ 3,929,000

Submissions

Breakdown by Principal Investigators and Units, 2017-2018, cont.

College of Education

PI Last Name	PI First Name	Co PI's/ Key Personnel	Department(s)	Project Title	Program Title	Funding Agency	Direct Amount Requested	Indirect Amount Requested	Total Amount Requested
Bembry	Deborah	Carthon, Janis; Thompson, Thomas;	Counseling and Ed Leadership	University Principal Preparation Initiative	Wallace's University Principal Preparation Initiative	Wallace Foundation	\$ 1,630,892	\$ 63,576	\$ 1,694,468
DeCuir	Erica	Medlin, Dorene	Teacher Education	Digital Guide to Georgia edTPA	Affordable Learning Georgia Textbook Transformation Grants	University Systems of Georgia	\$ 10,800	\$ -	\$ 10,800
Katina	Lowe		Early Learning Center	ASU Early Learning Center New Curriculum	Higher Education Grant	Proctor and Gamble	\$ 5,000	\$ -	\$ 5,000
Lincey	Angelyn		Early Learning Center	Albany State University Early Language and Literacy Grant	Early Language and Literacy Mini-Grant	GA Office of Student Achievement	\$ 20,000	\$ -	\$ 20,000
Lincey	Angelyn		Early Learning Center	Bright form the State Program	Bright form the State Program - Supplement	GA Department of Early Care and Learning	\$ 1,000	\$ -	\$ 1,000
Lincey	Angelyn	Jenkins, Patricia	Early Learning Center	Albany State University Sanford Harmony Project Budget	Sanford Harmony	Sanford Foundation	\$ 13,500	\$ 1,500	\$ 15,000
Miller	Soraya		Child Care Resource and Referral Center	Child Care Resource and Referral Center at Albany State University	Child Care Resource and Referral Center	Department of Early Care and Learning	\$ 2,192,298	\$ 219,229	\$ 2,411,527
Miller	Soraya		Child Care Resources and Referral Agency	Child Care Resource and Referral Center at Albany State University	Child Care Resource and Referral Center	Georgia Department of Early Care and Learning	\$ 2,074,012	\$ 414,802	\$ 2,488,814
Totals							\$ 5,947,502	\$ 699,107	\$ 6,646,609

College of Health Professions

PI Last Name	PI First Name	Co PI's/ Key Personnel	Department(s)	Project Title	Program Title	Funding Agency	Direct Amount Requested	Indirect Amount Requested	Total Amount Requested
Johnson	Joyce		Nursing	Albany State University's Reality-based Enhanced and Applied Learning (REAL)	HBCU Master's Degree Program	US Department of Education	\$ 2,160,309	\$ 339,686	\$ 2,499,995
Winbush	Taiquanda		Allied Health	Histology Staining: Taking It Back To Old School	ASCP Foundation Laboratory Science Program Director Educational Grant	ASCP Foundation	\$ 10,000	\$ -	\$ 10,000
Totals							\$ 2,170,309	\$ 339,686	\$ 2,509,995

Submissions

Breakdown by Principal Investigators and Units, 2017-2018, cont.

College of Sciences and Technology

PI Last Name	PI First Name	Co PI's/ Key Personnel	Department(s)	Project Title	Program Title	Funding Agency	Direct Amount Requested	Indirect Amount Requested	Total Amount Requested
Devarapu	Anilkumar		Mathematics and Computer Sciences	Research Initiation Award: Self-similar and Non-similar Solutions to Nanofluid Mixed Convection Problems	HBCU-Up Research Initiation Program	National Science Foundation	\$ 226,911	\$ 73,089	\$ 300,000
Lee	Yong		Biological Sciences	Microbiome-Based Reporting of Tritiated Water Application at a Mixed Waste Disposal Site	Minority Serving Institutions Partnership Program (MSIPP)	Savannah River Nuclear Solutions, LLC	\$ 236,618	\$ 54,197	\$ 290,815
Mandouma	Ghislain		Chemistry and Forensic Science	Introducing Electrochemistry in Hydrophobic Media Using Weakly Coordinating Cations	HBCU-Up Research Initiation Program	National Science Foundation	\$ 242,900	\$ 57,100	\$ 300,000
Ojo	Olabisi		Biological Sciences	Albany State University Linkage Fellows Program	Linkage Fellows Program	American Society for Cell Biology	\$ 5,000	\$ -	\$ 5,000
Okonkwo	Zephyrinus	Devarapu, Anilkumar	Mathematics and Computer Science	Affordable Textbooks for College Algebra	Affordable Learning Georgia Textbook Transformation Grants	University Systems of Georgia	\$ 30,000	\$ -	\$ 30,000
Okonkwo	Zephyrinus	Owor, Robert	Mathematics and Computer Science	American Honda Foundation-ASU Partnership for Precollege STEM Education	American Honda Foundation Proposal	American Honda Foundation	\$ 72,410	\$ -	\$ 72,410
Owor	Robert	Okonkwo, Zephyrinus	Mathematics and Computer Sciences	Cyber Training: CIP: Collaborative and Shared Learning Using Hybrid Cloud Technologies for Advanced Cyber and Data Sciences - (ASU-ACADS)	Training-based Workforce Development for Advanced Cyberinfrastructure (CyberTrianing)	National Science Foundation	\$ 387,565	\$ 112,425	\$ 499,990
Owor	Robert	Okonkwo, Zephyrinus; Chan, KC	Mathematics and Computer Sciences	HBCU UP TIP: (ASU-TIP) Collaborative and Shared Learning Using Cloud Intelligent Robots and Agents	HBCU-Up Targeted Infusion Project	National Science Foundation	\$ 310,775	\$ 89,225	\$ 400,000
Owor	Robert	Saha, Arun	Mathematics and Computer Sciences	Albany State University NASA MUREP Aerospace Academy	MUREP Innovations in Space Technology Curriculum (MISTC)	NASA	\$ 295,450	\$ 29,545	\$ 324,995

Submissions

Breakdown by Principal Investigators and Units, 2017-2018, cont.

College of Sciences and Technology, Cont.

PI Last Name	PI First Name	Co PI's/ Key Personnel	Department(s)	Project Title	Program Title	Funding Agency	Direct Amount Requested	Indirect Amount Requested	Total Amount Requested
Saha	Arun		Chemistry and Forensic Science	Backyard Generation of Green Energy with a Perfect GREEN System	E2 Energy to Educate	Constellation: An Exelon Company	\$ 28,891	\$ 2,889	\$ 31,780
Saha	Arun		Chemistry and Forensic Science	Artificial Material Transparent to Low Frequencies	NASA Space Grant Consortium	Georgia Tech	\$ 10,000	\$ -	\$ 10,000
Saheb	Amir		Chemistry and Forensic Science	DNA Specific Sensor for Prostate Cancer Biomarkers Bridge	Hampton University MMHI Pilot Project Program	Hampton Institute via NIH	\$ 12,056	\$ 723	\$ 12,779
Saheb	Amir		Chemistry and Forensic Science	DNA Specific Sensor for Prostate Cancer Biomarkers Bridge	Hampton University MMHI Pilot Project Program	Hampton Institute via NIH	\$ 38,403	\$ 2,304	\$ 40,707
Saheb	Amir		Chemistry and Forensic Science	Epigenetic Sensor for Cancer Biomarkers	Support of Competitive Research (SCORE) Research Continuance Award (SC3)	National Institutes of Health	\$ 303,925	\$ 118,608	\$ 422,533
Seo	Seong		Chemistry and Forensic Science	Albany, Dougherty, Georgia, as a Global Crossroad for Freedom"	Research Experiences for Undergraduate (REU)	National Science Foundation	\$ 276,618	\$ 11,383	\$ 288,001
Wang	Yixuan	Wrensford, Louise; Seo, Seong; Zheng, Liqiu	Chemistry and Forensic Science	Preliminary Proposal: CREST Center for Nanotechnology and Energy Research and Education (CNERE) at Albany State University	HBCU-Up Crest Center	National Science Foundation	\$ -	\$ -	\$ -
Zheng	Liqiu		Chemistry and Forensic Science	Masters Experience Program	Research Initiation Award	National Science Foundation	\$ 5,246	\$ -	\$ 5,246
Zheng	Liqiu	Saha, Arun	Chemistry and Forensic Science	Non-science Major Student's Science Learning at Zero Cost	Affordable Learning Georgia Textbook Transformation Grants	University Systems of Georgia	\$ 10,800	\$ -	\$ 10,800
Zheng	Liqiu	Seo, Seong	Chemistry and Forensic Science	Excellence in Research: Stabilized All-inorganic Perovskite Solar Cells with Escalated Efficiency by Intermediate Band	HBCU Excellence in Research Program	National Science Foundation	\$ 389,016	\$ 110,893	\$ 499,909
Totals							\$ 2,882,584	\$ 662,381	\$ 3,544,965

Submissions

Breakdown by Principal Investigators and Units, 2017-2018, cont.

Georgia Water Planning and Policy Center

PI Last Name	PI First Name	Co PI's/ Key Personnel	Department(s)	Project Title	Program Title	Funding Agency	Direct Amount Requested	Indirect Amount Requested	Total Amount Requested
Masters	Mark		Georgia Water Planning & Policy Center	Expanding Opportunities for Improved Agricultural Water Use Data through the Agricultural Data Reporting Incentive Program (AgDRIP)	AgDRIP	USDA Office of Chief Economist	\$ 130,000	\$ -	\$ 130,000
Masters	Mark		Georgia Water Planning & Policy Center	Agriculture Meter Installation Project	Pilot Wave Scope of Services	The Georgia Environmental Protection Division/ The Georgia Rural Water Association	\$ 711,700	\$ -	\$ 711,700
Totals							\$ 841,700	\$ -	\$ 841,700

Office of Academic Affairs

PI Last Name	PI First Name	Co PI's/ Key Personnel	Department(s)	Project Title	Program Title	Funding Agency	Direct Amount Requested	Indirect Amount Requested	Total Amount Requested
Wrensford	Louise	Dennard, Latoya; Causey, Kameron; Curles, Tonya; Lemon, Kenya; Winbush Taiquanda	Allied Health; Biological Sciences	Sowega HCOP at Albany State University	Health Careers Opportunity Program (HCOP)	Health Resources & Services Administration (HRSA)	\$ 3,007,901	\$ 168,076	\$ 3,175,977
Totals							\$ 3,007,901	\$ 168,076	\$ 3,175,977

Office of Research & Sponsored Programs

Sponsored Programs Support Activities, 2017-2018

Activity Type	Number of Activities	Number Supported
Informational Webinars/Workshops	11	24
Interest Meetings	13	36
Post Award Management Meetings/Support	29	64
Proposal Development Meetings	50	145
Compliance Meetings/Support	5	21
Totals	108	290

Office of Research & Sponsored Programs

Contact Information

Billy C. Black Building, Room 389, East Campus

229.430.3690

www.orsp@asurams.edu

Louise Wrensford, Ph.D.

Executive Director for Research and Sponsored Programs

Louise.Wrensford@asurams.edu

Missy Widner

Grants Management Coordinator

Melisa.Widner@asurams.edu

Cheri Williams

Administrative Specialist

Mackelle.Williams@asurams.edu