


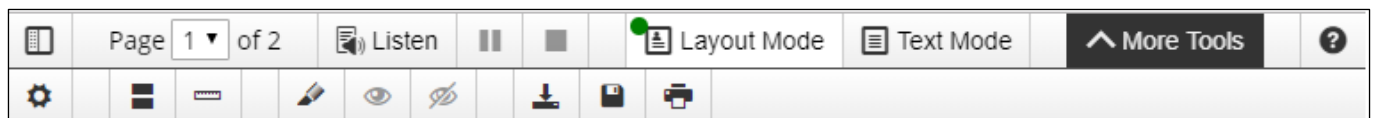
Why Should I Use ReadSpeaker?

ReadSpeaker tools are more than just text to speech. They also give the ability to process information in different ways. Examples:

- If you learn by an oral presentation, then use ReadSpeaker webReader to listen to your lesson.
- If you are studying a difficult subject, then listen to your materials while you are reading the materials. The two processes of seeing the words (highlight words and sentences using ReadSpeaker) and hearing the words read to you is a form of [bimodal presentation](#) which has been shown to increase the retention of the material.
- If you are taking a test, then you may benefit from hearing the test spoken to you so that you can catch and understand the questions better.
-  Learning on the go: download your lesson pages to mp3 files and listen to them while you are offline. The download to mp3 button is found on the lower toolbar of the ReadSpeaker webReader player.
- Click the Listen button and webReader will open. Use the drag bar at the top to position the player where you want it on the page.

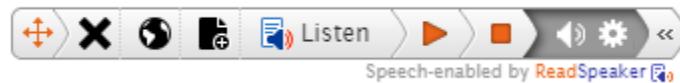


- You can change the reading speed, the text highlighting, or download the file. Customize it to your learning methodology!
- If you are accessing documents (Office products and PDFs) in Content, then click on the Open in docReader button that is accessed from the dropdown menu to the right of the document title, or from the Open in docReader button below the document.





- As with webReader, you can change the reading speed, download the file to mp3 format, highlight material using either colors or borders, and more.

- If you are working outside of Content, you will want to use the ReadSpeaker bookmarklet or the ReadSpeaker extension. The differences between these two players is that with the bookmarklet, you can highlight material and open it up in TextAid by clicking on the Open in TextAid button. With the extension, you can highlight images that have text on them and have the text read to you. You can use both the bookmarklet and the extension to read webpages outside of D2L – Brightspace. The bookmarklet is available for all browsers and the extension is available for the Chrome, Firefox, Edge, and Opera browsers. The first image below is the bookmarklet and the second image below is the extension.



Easily Distracted While Reading?

- Select the Page Mask which is available in ReadSpeaker webReader: 
 - This tool has two horizontal lines on it and grays out the screen above and below a customizable bright window that scrolls with you.
- Low vision or easily distracted? 
 - Use the Enlarge Text tool. This tool magnifies the text and shows it at the bottom of the page. The eye is naturally drawn to it.

There are many other ways to use the ReadSpeaker Suite of Learning Tools to aid you in your learning!

Embedded Link:

Bimodal Presentation: <https://www.readspeaker.com/report-benefits-bimodal-content-presentation/>